

UL INTERNATIONAL (UK) LTD
 Kingsland Business Park,
 Unit 1-3 Horizon,
 Wade Rd,
 Basingstoke RG24 8AH,
 United Kingdom

appointed according to Article 29 of Construction Products Regulation 2011 as amended by the Construction Products (Amendment etc.) (EU Exit) Regulations 2019 and the Construction Products (Amendment etc.) (EU Exit) Regulations 2020

UK Technical Assessment	0843-UKTA-23/0019 of 09/07/2025
--------------------------------	--

Technical Assessment Body Issuing the UKTA:	UL International (UK) Ltd
Trade name of the construction product	Kingspan K-Stop® Coated Batt
Product family to which the construction product belongs	Fire Stopping and Sealing Product: • Penetration Seals
Manufacturer	Kingspan Technical Insulation Ltd Harvey Rd Basildon SS13 1QJ
Manufacturing plant(s)	A/003
This UK Technical Assessment contains	104 pages including 1 Annex which forms an integral part of this assessment.
This UK Technical Assessment* is issued, on the basis of	EAD 350454-00-1104, September 2017.
This version replaces	0843-UKTA-23/0019 issued on 16/08/2023

Translations of this UK Technical Assessment in other languages shall fully correspond to the original issued document and should be identified as such.

Communication of this UK Technical Assessment, including transmission by electronic means, shall be in full. However, partial reproduction may be made, with the written consent of the issuing Technical Assessment Body. Any partial reproduction shall be identified as such.

* in accordance with Construction Products Regulation 2011 as amended by the Construction Products (Amendment etc.) (EU Exit) Regulations 2019 and the Construction Products (Amendment etc.) (EU Exit) Regulations 2020

Table of Contents

I.	SPECIFIC PARTS OF THE UK TECHNICAL ASSESSMENT	4
1	Technical description of the product	4
2	Specification of the intended uses of the product in accordance with the applicable UK Assessment Document (Pre-Exit European Assessment Document): EAD 350454-00-1104: 2017	4
3	Performance of the product and references to the methods used for its assessment	8
4	ASSESSMENT AND VERIFICATION OF CONSTANCY OF PERFORMANCE (HEREINAFTER AVCP) SYSTEM APPLIED, WITH REFERENCE TO ITS LEGAL BASE	9
5	Technical details necessary for the implementation of the AVCP system, as provided for in the applicable EAD	9
6	Issued on:	10
	ANNEX A – Resistance to Fire Classification – Kingspan K-Stop® Coated Batt	11
A.1	Rigid wall constructions according to 2. 2)	11
A.1.1	Cable penetration seal with 2x 60 mm thick Kingspan K-Stop® Coated Batt 2-S in minimum 150 mm thick walls	11
A.1.2	Cable penetration seal with 1x 60 mm thick Kingspan K-Stop® Coated Batt 2-S	12
A.1.3	Pipe penetration seal with 2x 60 mm thick Kingspan K-Stop® Coated Batt 2-S	13
A.1.4	Pipe penetration seal with 2x Kingspan K-Stop® Coated Batt 2-S	15
A.1.5	Pipe penetration seal with 1x 60 mm thick Kingspan K-Stop® Coated Batt 2-S	17
A.1.6	Pipe penetration seal with 1x Kingspan K-Stop® Coated Batt 2-S	23
A.1.7	Kingspan K-Stop® Coated Batt 60 mm 2-S penetration seal (protruding) blank and with cables, in rigid wall min. 150 mm thick	26
A.1.8	Kingspan K-Stop® Coated Batt 60 mm 2-S penetration seal (pattress) blank and with cables, in rigid wall min. 150 mm thick	27
A.1.9	Penetration seal with 2x Kingspan K-Stop® Coated Batt 2-S	28
A.2	Rigid floor constructions according to 2. 2) with floor thickness of minimum 125 mm	31
A.2.1	Kingspan K-Stop® Pipe Wrap penetration seal for plastic pipes, in Kingspan K-Stop® Coated Batt	31
A.2.2	Pipe penetration seal with 2x Kingspan K-Stop® Coated Batt 1-S	36
A.2.3	Pipe penetration seal with 2x Kingspan K-Stop® Coated Batt 1-S	38
A.3	Rigid floor constructions according to 2. 2) with floor thickness of minimum 150 mm	40
A.3.1	Cable penetration seal with 2x Kingspan K-Stop® Coated Batt 2-S	40
A.3.2	Cable penetration seal with 1x Kingspan K-Stop® Coated Batt 2-S	41
A.3.3	Bus-bar penetration seal with 2x Kingspan K-Stop® Coated Batt 1-S (back to back)	42
A.3.4	Pipe penetration seal with 2x Kingspan K-Stop® Coated Batt 2-S	43
A.3.5	Pipe penetration seal with 1x Kingspan K-Stop® Coated Batt 2-S	45
A.3.6	Pipe penetration seal with 1x Kingspan K-Stop® Coated Batt 2-S	48
A.3.7	Pipe penetration seal with 2x Kingspan K-Stop® Coated Batt 2-S	49
A.3.8	Pipe penetration seal with 2x Kingspan K-Stop® Coated Batt 2-S (back to back)	50
A.4	Timber floor constructions according to 2. 2) with floor thickness of minimum 150 mm	52
A.4.1	Cable penetration seal with 2x Kingspan K-Stop® Coated Batt 1-S	52
A.4.2	Pipe penetration seal with 2x Kingspan K-Stop® Coated Batt 1-S	53
A.5	Flexible or rigid wall constructions according to 2. 2) with wall thickness of minimum 75 mm	55
A.5.1	Cable penetration seal with 2x Kingspan K-Stop® Coated Batt 30 1-S	55
A.5.2	Cable penetration seal with 2x Kingspan K-Stop® Coated Batt 1-S	57
A.6	Flexible or rigid wall constructions according to 2. 2) with wall thickness of minimum 100 mm	58
A.6.1	Cable penetration seal with 2x Kingspan K-Stop® Coated Batt 1-S	58
A.6.2	Pipe penetration seal with 2x Kingspan K-Stop® Coated Batt 1-S	59
A.6.3	Pipe penetration seal with 2x Kingspan K-Stop® Coated Batt 1-S	63
A.6.4	Pipe penetration seal with 2x Kingspan K-Stop® Coated Batt 1-S	65
A.6.5	Pipe penetration seal with 2x Kingspan K-Stop® Coated Batt 1-S	67
A.6.6	Pipe penetration seal with 2x Kingspan K-Stop® Coated Batt 1-S	71
A.6.7	Kingspan K-Stop® Pipe Wrap penetration seal for plastic pipes, in 2x Kingspan K-Stop® Coated Batt 1-S, in flexible or rigid walls	76
A.6.8	Kingspan K-Stop® Cable Coating penetration seal for steel pipes, in 2x Kingspan K-Stop® Coated Batt 1-S, in flexible or rigid walls	83
A.6.9	Kingspan K-Stop® Pressure Exerting Graphite Mastic penetration seal for pipes, in 2x Kingspan K-Stop® Coated Batt 1-S, in flexible or rigid walls	85
A.6.10	Trunking penetration seal with 2x Kingspan K-Stop® Coated Batt 1-S	87

A.6.11	Penetration seal with 1x Kingspan K-Stop® Coated Batt 50 2-S in framed aperture	88
A.7	Flexible or rigid wall constructions according to 2. 2) with wall thickness of minimum 120 mm	96
A.7.1	Cable penetration seal with 2x Kingspan K-Stop® Coated Batt 1-S.....	96
A.7.2	Plastic pipe penetration seal with 2x Kingspan K-Stop® Coated Batt 2-S.....	98
A.7.3	Metallic pipe penetration seal with 2x Kingspan K-Stop® Coated Batt 1-S.....	100
A.8	One sided flexible wall construction (shaft wall) with wall thickness of minimum 87 mm. The supporting construction must be classified in accordance with EN 13501-2 for the required fire resistance period. The aperture must be lined with steel channels. .	102
A.8.1	Cable penetration seal with 2x Kingspan K-Stop® Coated Batt 1-S.....	102
A.8.2	Pipe penetration seal with 2x Kingspan K-Stop® Coated Batt 1-S.....	103
A.9	Timber wall constructions according to 2. 2) with wall thickness of minimum 100 mm	105
A.9.1	Kingspan K-Stop® Coated Batt 50 mm 1-S penetration seal (pattress) with cables	105
ANNEX B – Air Permeability – Kingspan K-Stop® Coated Batt		106

I. SPECIFIC PARTS OF THE UK TECHNICAL ASSESSMENT

1 Technical description of the product

- 1) Kingspan K-Stop® Coated Batt is a coated mineral wool board used to reinstate the fire resistance performance of wall and floor constructions where they have been provided with apertures for the penetration of single or multiple services.
- 2) The Kingspan K-Stop® Coated Batt is supplied coated on one face, referenced 1-S, or on both faces, referenced 2-S. The board or boards are then cut to allow the penetration of the required services, before being inserted into the aperture in the wall.
- 3) Kingspan K-Stop® Pipe Wraps, Kingspan K-Stop® Pressure Exerting Graphite Mastic and Kingspan K-Stop® Cable Coating are required to be used in conjunction with Kingspan K-Stop® Coated Batt depending upon the required application and classification (see Annex A).
- 4) Cut the required board(s) to suit the aperture dimensions and type and size of service penetration(s) (see Annex A). All exposed and cut edges of the board must be sealed with Kingspan K-Stop® Intumescent Mastic Plus prior to fitting which will act as an adhesive (optional in rigid constructions). The board(s) must be friction fitted into the aperture with a tight fit (unless pattress fitted). All joints, gaps or imperfections in the installed seal must be filled with Kingspan K-Stop® Intumescent Mastic Plus on the coated exposed side(s) of the board(s). Visible edges of Kingspan K-Stop® Pipe Wraps can be sealed with Kingspan K-Stop® Intumescent Mastic Plus (optional).
- 5) The applicant has submitted a written declaration that Kingspan K-Stop® Coated Batt does not contain substances which have to be classified as dangerous according to Directive 67/548/EEC and Regulation (EC) No 1272/2008 and listed in the "Indicative list on dangerous substances" of the EGDS - taking into account the installation conditions of the construction product and the release scenarios resulting from there.

In addition to the specific clauses relating to dangerous substances contained in this United Kingdom technical Assessment, there may be other requirements applicable to the products falling within its scope (e.g. transposed European legislation and national laws, regulations and administrative provisions). In order to meet the provisions of the Construction Products Regulation, these requirements need also to be complied with, when and where they apply.

2 Specification of the intended uses of the product in accordance with the applicable UK Assessment Document (Pre-Exit European Assessment Document): EAD 350454-00-1104: 2017

Detailed information and data is given in Annex A.

- 1) The intended use of Kingspan K-Stop® Coated Batt is to reinstate the fire resistance performance of flexible wall, rigid wall and floor constructions, and timber wall and floor constructions where they are penetrated by various cables, metallic pipes, composite pipes and plastic pipes.
- 2) The specific elements of construction that the system Kingspan K-Stop® Coated Batt may be used to provide a penetration seal in, are as follows:
 - a. Flexible walls: The wall must have a minimum thickness of 75 mm and comprise steel or timber studs lined on both faces with minimum 1 layer of 12.5 mm thick boards. Apertures are not required to be lined. Flexible wall solutions may also be used in rigid walls, with a minimum density of 350 kg/m³.

- b. Timber walls: The wall must have a minimum thickness of 100 mm and comprise solid wood or cross-laminated timber.
- c. Rigid walls: The wall must have a minimum thickness of 75 mm and comprise concrete, aerated concrete or masonry, with a minimum density of 650 kg/m³.
- d. Rigid floors: The floor must have a minimum thickness of 125 mm and comprise aerated concrete or concrete with a minimum density of 650 kg/m³.
- e. Timber floors: The floor must have a minimum thickness of 150 mm and comprise solid wood or cross-laminated timber.

The supporting construction must be classified in accordance with EN 13501-2 for the required fire resistance period.

Kingspan Technical Insulation Ltd Fire Protection Systems which involve services penetrating both sides of a flexible wall may also be used in the situation where the services penetrates one side of the wall only and the remaining side of the wall is not penetrated at the same point (i.e. the services continues on the inside of the wall). All fire integrity and thermal insulation ratings for such single-sided penetrations remain the same as for the equivalent double-sided penetration.

- 3) The System Kingspan K-Stop® Coated Batt may be used to provide a penetration seal with cables, conduits, cable trays, bus-bars, metallic pipes, composite pipes and plastic pipes, with and without insulation, with mixed services within the same seal/aperture (for details see Annex A).
- 4) The system Kingspan K-Stop® Coated Batt may be used to seal apertures in the separating element of unlimited width by 1200mm high in a wall (uninterrupted separating studs will be required at 2400 mm centres or less in flexible walls), or 2400mm high by 1200mm wide in rigid walls, and 2400mm by 1200 mm in a floor. The additional sizes that are permitted in floors are:

Where 2400 x 1200 mm is specified in Annex A

Width (mm)	Length (mm)
1200	12000
≤ 800	∞ (infinite)

Where 1200 x 600 mm is specified in Annex A

Width (mm)	Length (mm)
600	6000
≤ 400	∞ (infinite)

The minimum permitted separation between adjacent seals/apertures is 100 mm. Services should be a minimum of 25mm from seal edges. Services within the system Kingspan K-Stop® Coated Batt seal do not require a minimum separation, except pipes where combustible pipe insulation penetrates the seal and plastic pipe penetrations which should be a minimum of 30 mm from other services in the aperture (there are exceptions in Annex A).

- 5) Services in floors shall be supported at maximum 450 mm from the top face. Services in walls shall be supported at maximum 270mm from both faces of the wall. Where cable carriers (e.g. trays, ladders, baskets) are discontinued on both sides of the penetration seal, the maximum distance from the penetration seal to the cable carriers are 150 mm. There is no minimum distance required for the fixings of the cable carriers to the supporting construction. However, it is suggested such fixings and the cable carriers are constructed in such a way, they provide support for the duration of the required fire classification of the penetration seal, to avoid damage to the penetration seal in a fire scenario.

- 6) Where PVC pipes are mentioned in Annex A, this includes PVC-U, PVC-C and similar if the pipe is according to EN 1329-1, EN 1452-2, EN 1453-1[^] and EN 1566-1. Where PP pipes are mentioned in Annex A, this includes PP-MV, PP-H, PP-R and similar if the pipe is according to EN 1451-1 or DIN 8077/8078. Where PE pipes are mentioned, this includes PE-LD, PE-MD, PE-HD, PE-X and similar according to EN 1519-1, EN 12201-2 or EN 12666-1, ABS according to EN 1455-1 and pipes made from SAN+PVC according to EN 1565-1. Where steel pipes are mentioned in Annex A, this includes iron pipes.
- 7) A pattress system is boards installed on the surface of a wall instead of inside the aperture which can be used in Annex A as an alternative installation method, limited to EI 120. The aperture can be located within the wall with maximum size 1100 x 1100 mm or towards the soffit with maximum size 550 mm high x 1100 mm wide. The boards must be oversailing the aperture by 50 mm on both sides of the wall, bonded to the wall with Kingspan K-Stop[®] Multicoat and fixed with ≥ 5x80 mm single thread wood, masonry or concrete screws and penny washers of steel at 300 mm centres. Exposed board edges must be coated with Kingspan K-Stop[®] Multicoat. Soffit applications can be fixed on three sides.
- 8) Solutions in Annex A for 100 mm thick flexible walls, can be used in timber walls (see 2.2) if installed as a pattress system on the surface of a wall instead of inside the aperture. The aperture can be maximum 600mm high x 1200mm wide. The boards must be oversailing the aperture by 100 mm on both sides of the wall, fixed to the wall with ≥ 100 mm wood screws and penny washers of steel at 300 mm centres. The gap between board and wall must have a bead of Kingspan K-Stop[®] Intumescent Mastic Plus. Exposed board edges must be coated with Kingspan K-Stop[®] Multicoat.
- 9) Solutions in Annex A for 100 mm thick flexible walls with double layer 50 mm thick boards, can be used in 75 mm thick flexible and rigid walls with a maximum aperture of 1,200mm high x 900mm wide, limited to EI 60 unless specified otherwise in Annex A. The boards must be positioned centrally within the wall, and any exposed mineral fibres must be coated with Kingspan K-Stop[®] Multicoat.
- 10) Where single sided top face seals are described in Annex A, these can also be used in composite floors (e.g., concrete filled, steel trapezoidal decking).
- 11) Services through the system Kingspan K-Stop[®] Coated Batt may be used in all angles between 90° and 45° in all directions, subject to metallic pipes only.
- 12) An aperture with or without penetrating services, fire sealed with the system Kingspan K-Stop[®] Coated Batt, can include a steel or plastic sleeve casted or friction fitted within rigid constructions. The plastic sleeve should have a maximum wall thickness of 9.5 mm (36.3 mm limited to EI 60).
- 13) The system Kingspan K-Stop[®] Coated Batt in walls, may be surrounded on two sides, horizontally and vertically, with Kingspan K-Stop[®] Flexi Core Batt 1-S, maximum 400 mm wide, comprising a lamel construction with the lamels orientated perpendicular to the face of the wall. The solution is limited to EI 120.
- 14) Solutions in Annex A for walls, may be used in Kingspan K-Stop[®] Coated Batt systems for raised access floor barriers, and partition walls, which are described in other United Kingdom Technical Assessments.

Where 60 mm thick Kingspan K-Stop[®] Coated Batt systems for raised access floor barriers, and partition walls are described, solutions in Annex A of this UKTA for single 50 and 60 mm 2-S boards may be used, limited to E 120, EI 60.

Where 80 mm thick Kingspan K-Stop[®] Coated Batt systems for raised access floor barriers, and partition walls are described, solutions in Annex A of this UKTA for single 50 and 60 mm 2-S boards may be used, limited to EI 90.

Where 100 mm thick Kingspan K-Stop[®] Coated Batt systems for raised access floor barriers, and partition walls are described, solutions in Annex A of this UKTA for single 50 and 60 mm 2-S boards, plus double 50 mm 1-S boards may be used, limited to EI 120.

- 15) When installing the system Kingspan K-Stop® Coated Batt in hollow floor slabs, the fire seal should be level with the soffit side. There must be sufficient thickness of concrete below the void for the depth of the fire seal. Where this is not the case, or where a double layer Kingspan K-Stop® Coated Batt is required, tubular voids should be plugged with Kingspan K-Stop® Coated Batt before sealing the aperture.
- 16) The provisions made in this United Kingdom Technical Assessment are based on an assumed working life of the Kingspan K-Stop® Coated Batt of 25 years, provided that the conditions laid down in the product datasheet for the packaging/transport/ storage/installation/use/repair are met. The indications given on the working life cannot be interpreted as a guarantee given by the producer but are to be regarded only as a means for choosing the right products in relation to the expected economically reasonable working life of the works.
- 17) Type Y₁: intended for use at temperatures below 0°C with exposure to UV but no exposure to rain. Includes lower classes Y₂, Z₁, Z₂.

3 Performance of the product and references to the methods used for its assessment

Product-type: Sealant		Intended use: Penetration Seal
Assessment method	Essential characteristic	Product Performance
BWR 2 Safety in case of fire		
EN 13501-1	Reaction to fire	D – s1, d0
EN 13501-2	Resistance to fire	Annex A
BWR 3 Hygiene, health and environment		
EN 1026	Air permeability	Annex B
EAD 350454-00-1104, Annex C	Water permeability	No performance determined
Declaration of manufacturer & EN 16516	Release of dangerous substances	Declaration of manufacturer
BWR 4 Safety in use		
EOTA TR 001:2003	Mechanical resistance and stability	No performance determined
EOTA TR 001:2003	Resistance to impact/movement	Pass
EOTA TR 001:2003	Adhesion	No performance determined
EAD 350454-00-1104, Clause 2.2.9	Durability	Y ₁
BWR 5 Protection against noise		
EN 10140-1,2,4,5/ EN ISO 717-1	Airborne sound insulation	29 (-1;-3) dB ¹ 29 (0;-2) dB ² 52 (-4;-7) dB ³ 53 (-4;-7) dB ⁴
BWR 6 Energy economy and heat retention		
EN 12664, EN 12667, EN 12939, EN ISO 8990, EN ISO 6946, EN ISO 14683, EN ISO 10211, EN ISO 10456	Thermal properties	No performance determined
EN ISO 12572, EN 12086, EN ISO 10456	Water vapour permeability	No performance determined

¹ Single 50mm Kingspan K-Stop® Coated Batt 2-S.

² Single 60mm Kingspan K-Stop® Coated Batt 2-S

³ Double 50 or 60mm Kingspan K-Stop® Coated Batt 1-S or 2-S

⁴ Double 50 or 60mm Kingspan K-Stop® Coated Batt 1-S or 2-S with 50mm cavity

4 ASSESSMENT AND VERIFICATION OF CONSTANCY OF PERFORMANCE (HEREINAFTER AVCP) SYSTEM APPLIED, WITH REFERENCE TO ITS LEGAL BASE

According to the Statutory Instrument 2019 No. 465 – made 5th March 2019 and cited as the Construction Products (Amendment etc.) (EU Exit) Regulations 2019 and coming into force on exit day and Statutory Instrument 2020 No. 1359 – made 26th November 2020 and cited as the Construction Products (Amendment etc.) (EU Exit) Regulations 2020 and coming into force immediately before the 2019 Regulations come into force, on the procedure for attesting the conformity of construction products as regards fire stopping, fire sealing and fire protective products, published as ‘Pre-Exit’ European Assessment Documents, (see <https://www.gov.uk/guidance/pre-exit-european-assessment-documents-construction-products>), the system of assessment and verification of constancy of performance (see Annex V to Construction Products Regulation 2011 as amended by the Construction Products (Amendment etc.) (EU Exit) Regulations 2019 and the Construction Products (Amendment etc.) (EU Exit) Regulations 2020) given in the following table(s) apply.

Product(s)	Intended use(s)	Level(s) or class(es)	System(s)
Fire stopping and Fire Sealing Products	For fire compartmentation and/or fire protection or fire performance	Any	1

5 Technical details necessary for the implementation of the AVCP system, as provided for in the applicable EAD

Tasks of the manufacturer:

Factory production control

The manufacturer shall exercise permanent internal control of production. All the elements, requirements and provisions adopted by the manufacturer shall be documented in a systematic manner in the form of written policies and procedures, including records of results performed. This production control system shall ensure that the product is in conformity with this UK Technical Assessment.

The factory production control shall be in accordance with the Control Plan of 25th June 2024 relating to the UK Technical Assessment 0843-UKTA-23/0019 issued on 09/07/2025 which is part of the technical documentation of this UK technical Assessment. The "Control Plan" is laid down in the context of the factory production control system operated by the manufacturer and deposited at UL International (UK) Ltd.

The results of factory production control shall be recorded and evaluated in accordance with the provisions of the Control Plan.

Other tasks of the manufacturer:

Additional information

The manufacturer shall provide a technical data sheet and an installation instruction with the following minimum information:

(a) Technical data sheet:

- Field of application:
- Building elements for which the penetration seal is suitable, type and properties of the building elements like minimum thickness, density, and - in case of lightweight constructions – the construction requirements.
- Limits in size, minimum thickness etc. of the penetration seal
- Construction of the penetration seal including the necessary components and additional products (e.g. backfilling material) with clear indication whether they are generic or specific.
- Services which the penetration seal is suitable, type and properties of the services like material, diameter, thickness etc. in case of pipes including insulation materials; necessary/allowed supports/fixings (e.g. pipe trays)

(b) Installation instruction:

- Steps to be followed
- Procedure in case of retrofitting
- Stipulations on maintenance, repair and replacement

6 Issued on:

9th July 2025

Report by:



D. Yates
Staff Engineer
Built Environment

Reviewed by:



C. Johnson
Senior Staff Engineer
Built Environment

For and on behalf of UL International (UK) Ltd.

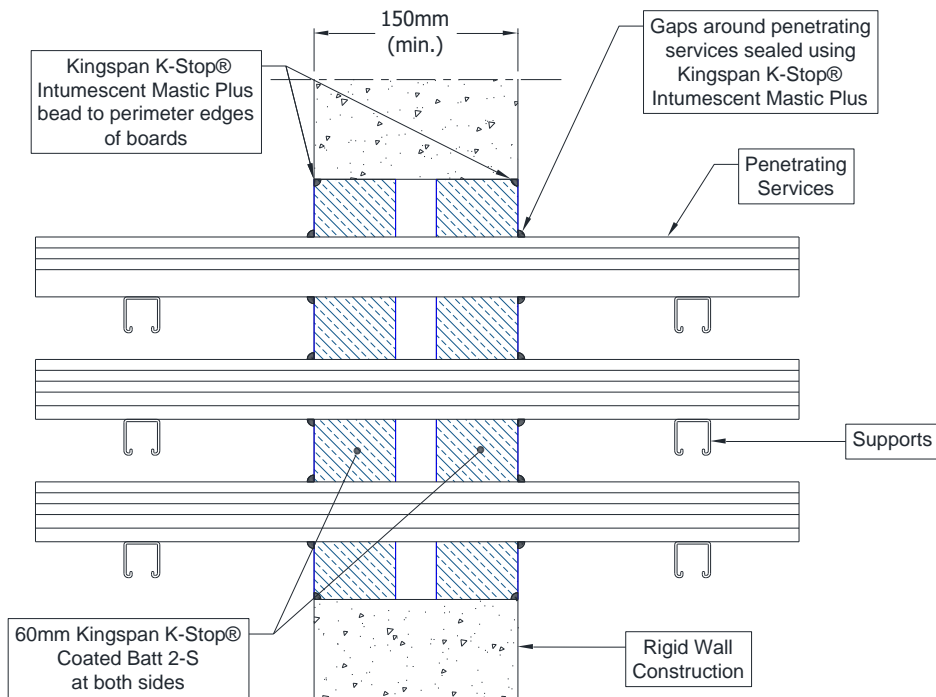
ANNEX A – Resistance to Fire Classification – Kingspan K-Stop® Coated Batt

A.1 Rigid wall constructions according to 2. 2)

A.1.1 Cable penetration seal with 2x 60 mm thick Kingspan K-Stop® Coated Batt 2-S in minimum 150 mm thick walls

Penetration Seal: Cables fitted at any position within the aperture, with 60 mm Kingspan K-Stop® Coated Batt 2-S to both sides of the wall.

Construction details:



A.1.1.1 Double side penetration seal with cables

Services	Classification
None (blank), at max. 1200 x 1200 mm	EI 240
None (blank)	E 240, EI 180
Single electrical cables up to 21 mm \varnothing	
Single or bundled electrical cables up to 21 mm \varnothing , with or without trays	E 240, EI 180
Electrical cables up to 80 mm \varnothing (single, bundled and on trays)	E 180, EI 60
Cables up to 21mm \varnothing in tied bundles up to 100mm \varnothing	E 180, EI 120
Steel cable trays & ladders	E 180, EI 60

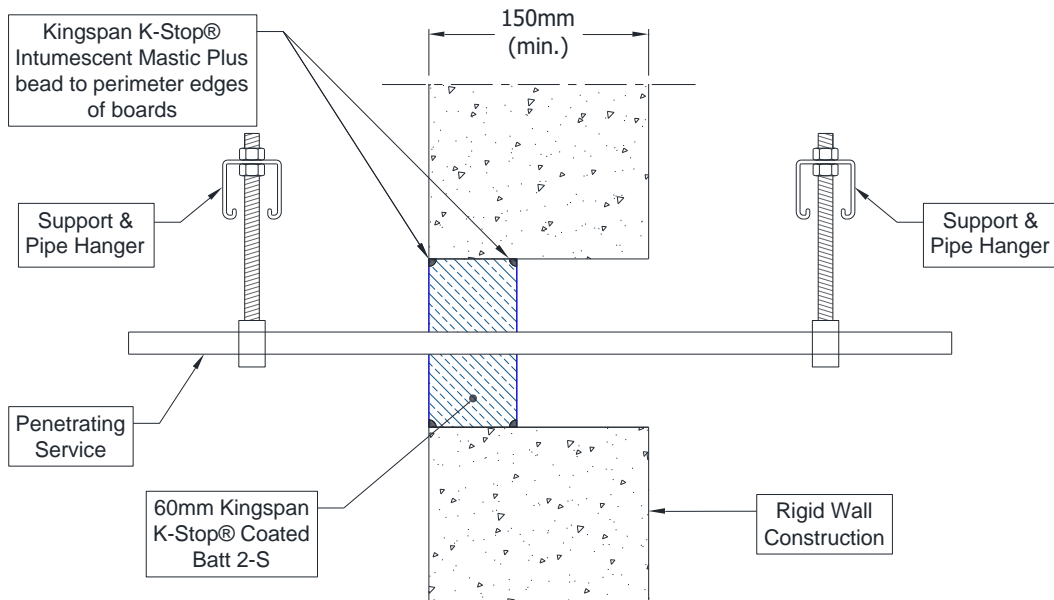
Plastic conduits up to 16 mm Ø

EI 180 C/U, EI 180 C/C

A.1.2 Cable penetration seal with 1x 60 mm thick Kingspan K-Stop® Coated Batt 2-S

Penetration Seal: Cables (single) fitted at any position within the aperture, with Kingspan K-Stop® Coated Batt 2-S positioned to either face of the wall (or anywhere in between).

Construction details:



A.1.2.1 Single side penetration seal with cables in minimum 150 mm thick walls

Services	Maximum aperture	Classification
None (blank)	As section 2.4)	E 240, EI 90
Single electrical cables up to 21 mm Ø		
Single A1 cable = 5 x 1.5 mm ² core HD603.3 electrical cable with PVC insulation, PVC sheath and 14 mm diameter	70 x 70 mm	EI 240
Single A2 cable = 5 x 1.5 mm ² core HD22.4 electrical cable with EPR insulation, PO sheath and 11.2-14.4 mm diameter		
Single A3 cable = 5 x 1.5 mm ² core HD604.5 electrical cable with XLPE insulation, EVA sheath and 13 mm diameter		

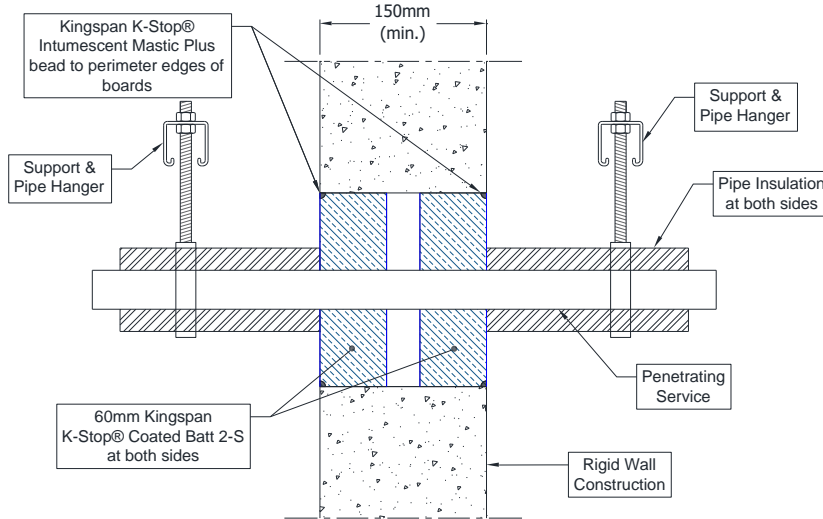
A.1.2.2 Single side penetration seal with cables in minimum 75 mm thick walls

Services	Maximum aperture	Classification
None (blank)	As section 2.4)	E 120, EI 90
Single electrical cables up to 21 mm Ø		

A.1.3 Pipe penetration seal with 2x 60 mm thick Kingspan K-Stop® Coated Batt 2-S

Penetration Seal: 1000 mm (min.) LI (Local Interrupted) or CI (Continuous Interrupted) insulated metallic pipes (single) fitted at any position within the aperture, with 60 mm Kingspan K-Stop® Coated Batt to both sides of the wall in minimum 150 mm thick walls.

Construction details:

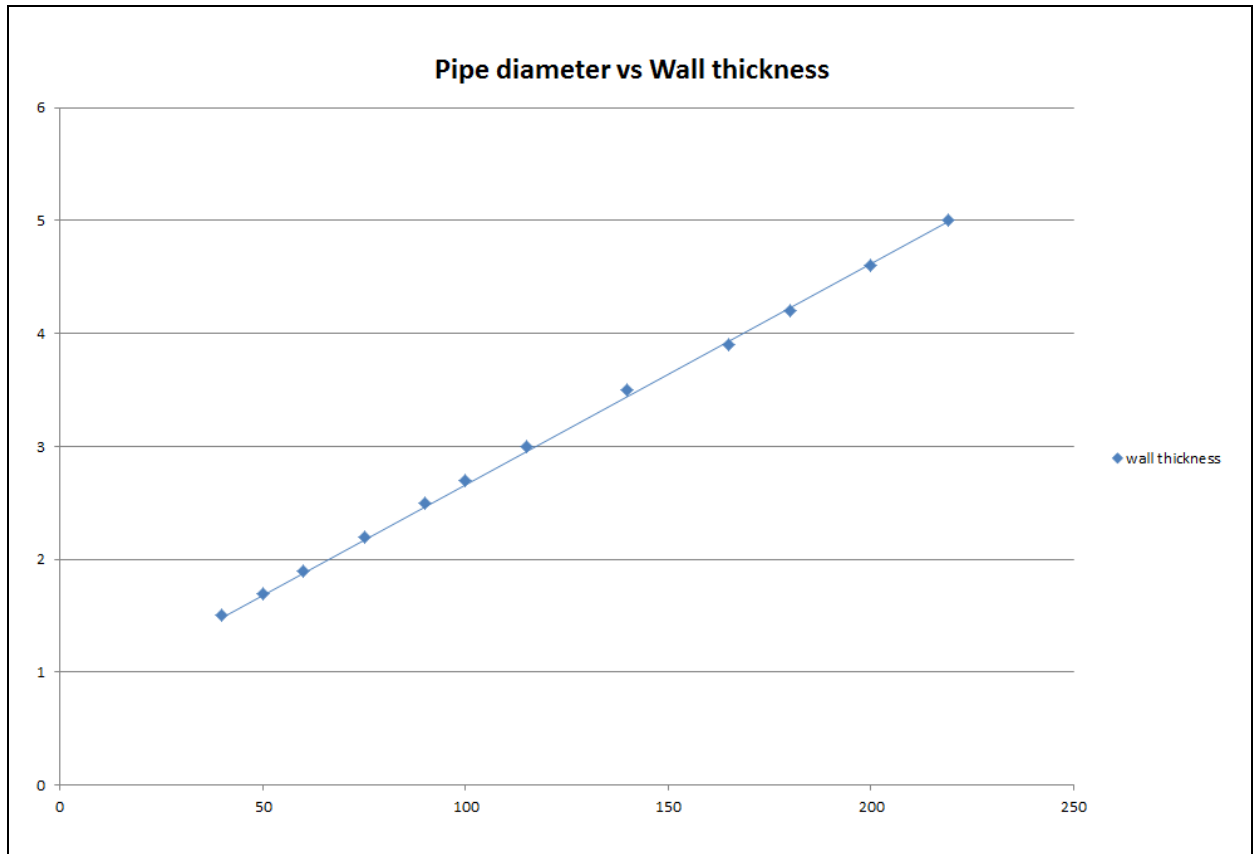


A.1.3.1 Double side penetration seal with pipes

Services	Maximum aperture	Insulation, minimum thickness and density	Classification
Mild or stainless steel pipe			
40 mm diameter/1.5-14.2 mm wall*	1200 x 1200 mm	20 mm Stone wool insulation 80 kg/m ³	EI 240 C/U
40 mm diameter/1.5-14.2 mm wall*	As section 2.4)	30 mm Stone wool insulation 80 kg/m ³	E 240 C/U, EI 180 C/U
40 mm diameter/1.5-14.2 mm wall*			E 240 C/U, EI 90 C/U
50 mm diameter/1.7-14.2 mm wall*			
60 mm diameter/1.9-14.2 mm wall*			
75 mm diameter/2.2-14.2 mm wall*			
90 mm diameter/2.5-14.2 mm wall*			
100 mm diameter/2.7-14.2 mm wall*			
115 mm diameter/3-14.2 mm wall*			
140 mm diameter/3.5-14.2 mm wall*			
165 mm diameter/ 3.9-14.2 mm wall*			
180 mm diameter/ 4.2-14.2 mm wall*			
200 mm diameter/ 4.6-14.2 mm wall*			
219 mm diameter/ 5.0-14.2 mm wall*			

* Typical pipe diameters shown, see below graph for intermediate sizes

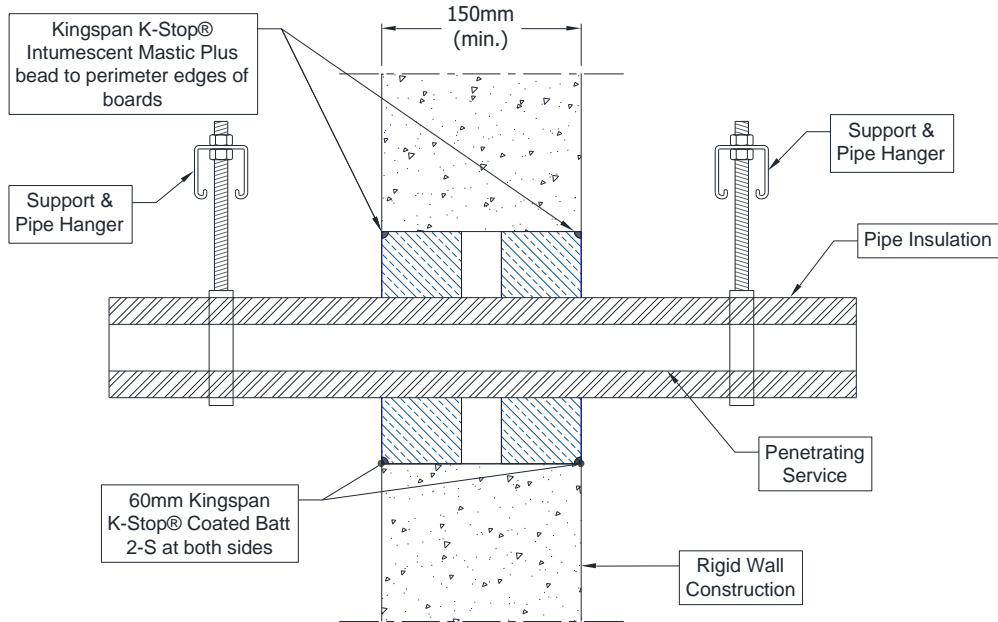
Services	Maximum aperture	Insulation, minimum thickness and density	Classification
Alupex composite	1200 x 1200 mm As section 2.4)	20 mm Stone wool insulation 80 kg/m ³	EI 240 U/C
16 mm diameter/2.25 mm wall			E 240 U/C
16 mm diameter/2.25 mm wall			EI 180 U/C
Copper pipe			
Up to 54 mm diameter Copper or steel pipe 0.9-14.2 mm wall	As section 2.4)	20 mm Stone wool insulation 80 kg/m ³	E 240 C/U, EI 120 C/U



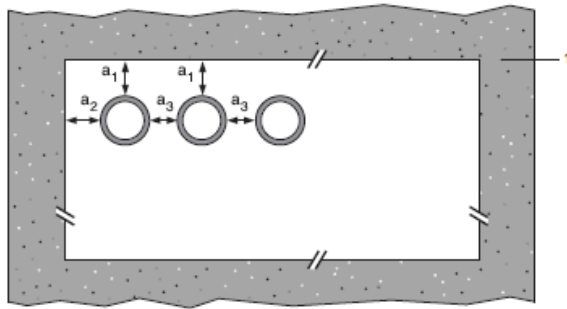
A.1.4 Pipe penetration seal with 2x Kingspan K-Stop® Coated Batt 2-S

Penetration Seal: CS (Continuous Sustained) insulated metallic pipes fitted at any position within the aperture, with 60 mm Kingspan K-Stop® Coated Batt 2-S to both sides of the wall. Minimum separation between penetration seals and seal edges of 30 mm in minimum 150 mm thick walls. Minimum separation and maximum aperture according to 2.4) (Configuration 1 & 2).

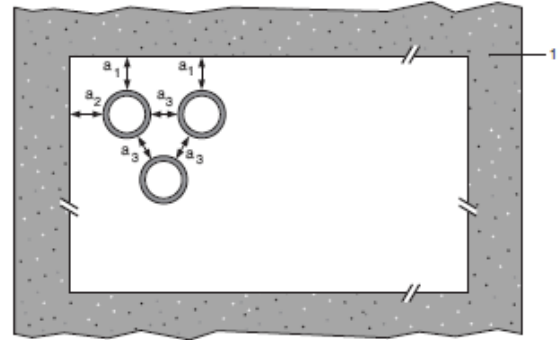
Construction details:



Configuration 1:



Configuration 2:

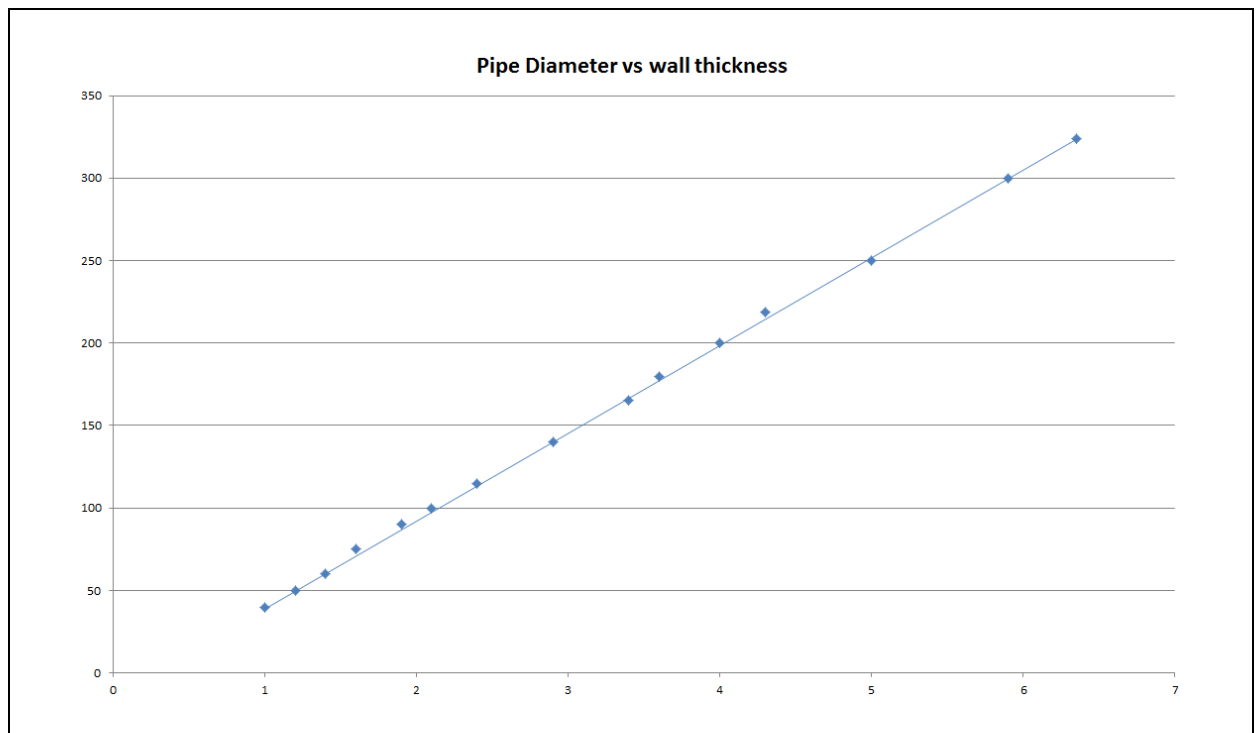


Key

- 1 Supporting construction
- a1 Pipe / top edge of seal separation
- a2 Pipe / side edge of seal separation
- a3 Pipe / pipe separation

A.1.4.1 Double side penetration seal with pipes

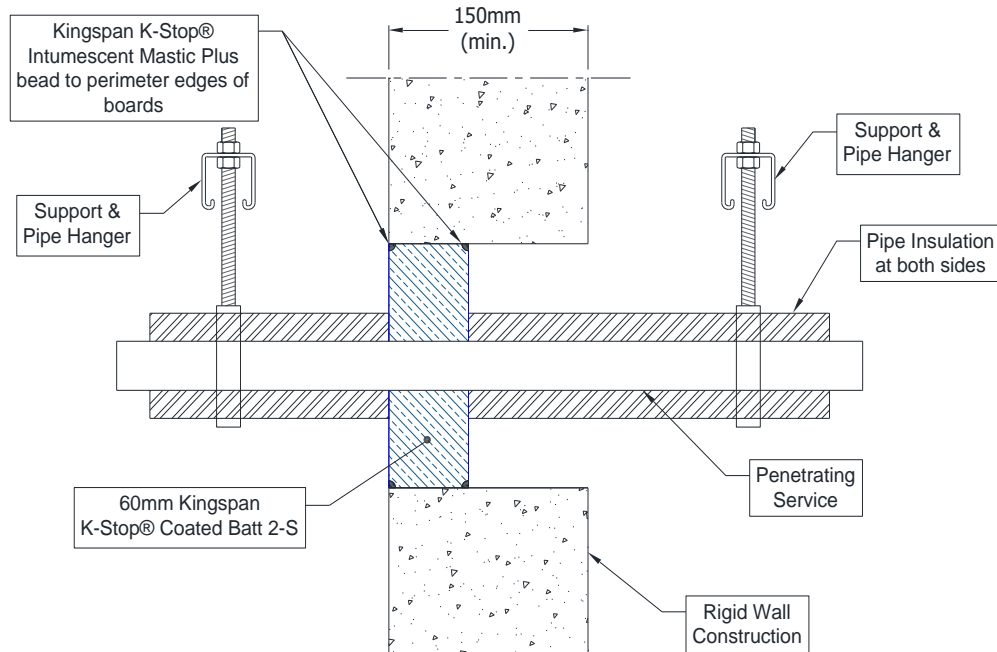
Services	Insulation	Classification
Mild or stainless steel pipe		
40 mm diameter/1-14.2 mm wall	20 mm thick stone, mineral wool 80 kg/m ³	E 240 C/U, EI 180 C/U
40 mm diameter/1-14.2 mm wall*	30-80 mm thick stone, mineral wool min. 80 kg/m ³	
50 mm diameter/1.2-14.2 mm wall*		
60 mm diameter/1.4-14.2 mm wall*		
75 mm diameter/1.6-14.2 mm wall*		
90 mm diameter/1.9-14.2 mm wall*		
100 mm diameter/2.1-14.2 mm wall*		
115 mm diameter/2.4-14.2 mm wall*		
140 mm diameter/2.9-14.2 mm wall*		
165 mm diameter/ 3.4-14.2 mm wall*		
180 mm diameter/ 3.6-14.2 mm wall*		
200 mm diameter/ 4.0-14.2 mm wall*		
219 mm diameter/ 4.3-14.2 mm wall*		
250 mm diameter/ 5.0-14.2 mm wall*		
300 mm diameter/ 5.9-14.2 mm wall*		
324 mm diameter/ 6.35-14.2 mm wall*		



A.1.5 Pipe penetration seal with 1x 60 mm thick Kingspan K-Stop® Coated Batt 2-S

Penetration Seal: 1000 mm (min.)* LI (Local Interrupted), CI (Continuous Interrupted) or CS (continuous sustained) insulated metallic and composite pipes (single) fitted at any position within the aperture, with 60 mm Kingspan K-Stop® Coated Batt to one side of the wall.

Construction details:



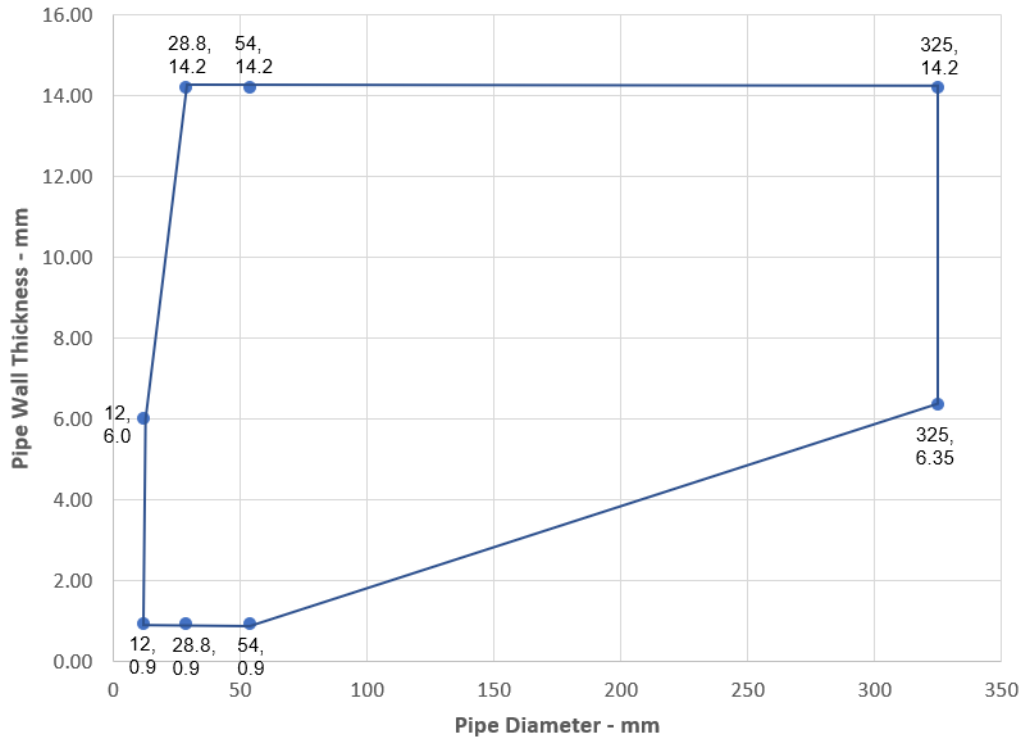
* 600 mm long insulation required for Alupex pipes

A.1.5.1 Single side penetration seal with pipes in minimum 150 mm thick walls

Services	Maximum Aperture	Insulation, minimum thickness and density	Classification
Up to 12 mm diameter Copper or steel pipe 0.9-14.2 mm wall	70 x 70 mm	20 mm Stone wool insulation 80 kg/m ³	EI 240 C/U
Up to 54 mm diameter Copper or steel pipe 0.9-14.2 mm wall	115 x 115 mm		E 240 C/U, EI 120 C/U
75 mm diameter Alupex composite pipe 7.5 mm wall	200 x 200 mm	30 mm Stone wool insulation 80 kg/m ³	EI 120 C/C
Up to 54 mm diameter Copper or steel pipe 0.9-14.2 mm wall	As section 2.4)	20 mm Stone wool insulation 80 kg/m ³	E 240 C/U, EI 90 C/U
Up to 75 mm diameter Alupex composite pipe 7.5 mm wall		30 mm Stone wool insulation 80 kg/m ³	E 120 C/C, EI 90 C/C
325 mm diameter Steel pipe*		30 mm Stone wool insulation 80 kg/m ³	E 120 C/U, EI 90 C/U

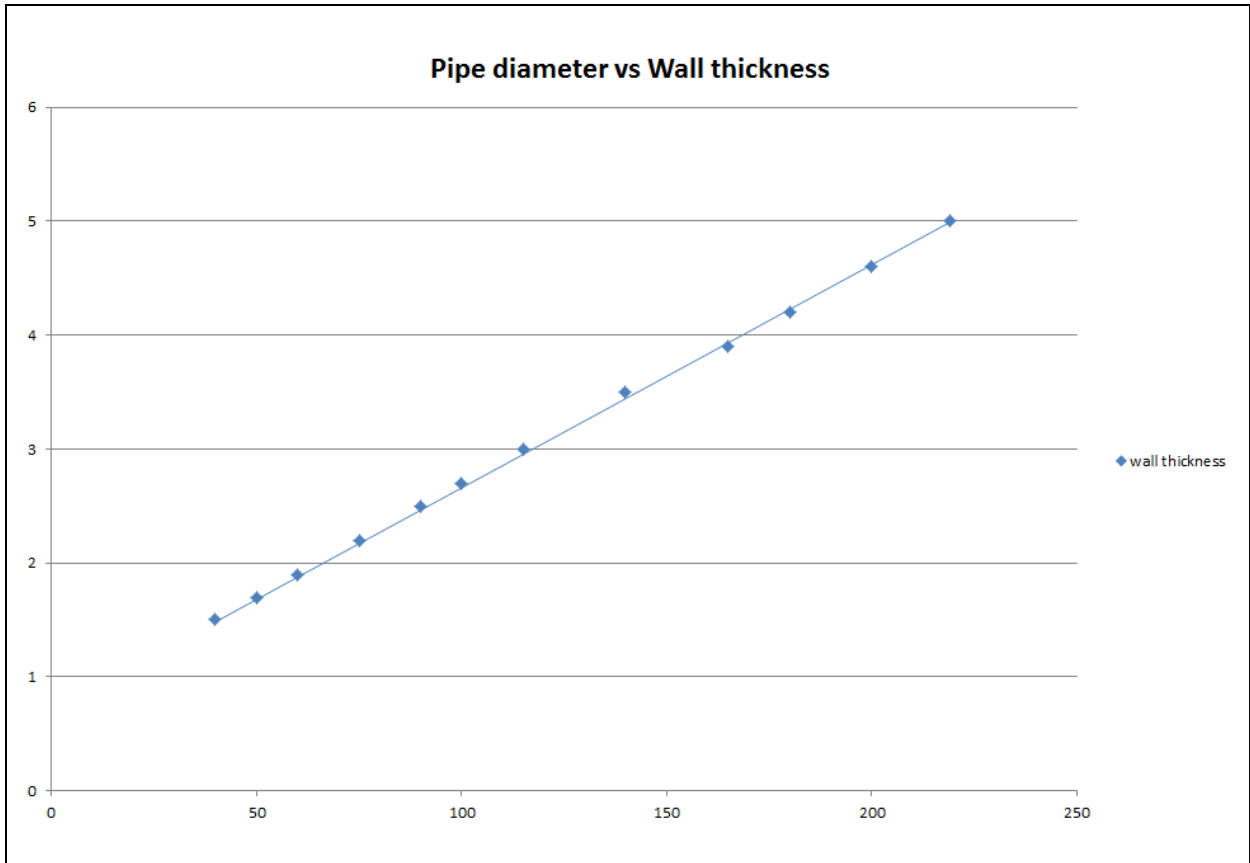
* Typical pipe diameters shown, see below graph for intermediate sizes

Mild or Stainless Steel Pipes - E 120 C/U, EI 90 C/U



Services	Maximum Aperture	Insulation, minimum thickness and density	Classification
Mild or stainless steel pipe			
40 mm diameter/1.5-14.2 mm wall*	280 x 280 mm	20 mm Stone wool insulation 80 kg/m ³	EI 240 C/U
40 mm diameter/1.5-14.2 mm wall*		30 mm Stone wool insulation 80 kg/m ³	
50 mm diameter/1.7-14.2 mm wall*			
60 mm diameter/1.9-14.2 mm wall*			
75 mm diameter/2.2-14.2 mm wall*			
90 mm diameter/2.5-14.2 mm wall*			
100 mm diameter/2.7-14.2 mm wall*			
115 mm diameter/3-14.2 mm wall*			
140 mm diameter/3.5-14.2 mm wall*			
165 mm diameter/ 3.9-14.2 mm wall*			
180 mm diameter/ 4.2-14.2 mm wall*			
200 mm diameter/ 4.6-14.2 mm wall*			
219 mm diameter/ 5.0-14.2 mm wall*			
40 mm diameter/1.5-14.2 mm wall*	As section 2.4)	20 mm Stone wool insulation 80 kg/m ³	E 240 C/U, EI 90 C/U
50 mm diameter/1.7-14.2 mm wall*		30 mm Stone wool insulation 80 kg/m ³	
60 mm diameter/1.9-14.2 mm wall*			
75 mm diameter/2.2-14.2 mm wall*			
90 mm diameter/2.5-14.2 mm wall*			
100 mm diameter/2.7-14.2 mm wall*			
115 mm diameter/3-14.2 mm wall*			
140 mm diameter/3.5-14.2 mm wall*			
165 mm diameter/ 3.9-14.2 mm wall*			
180 mm diameter/ 4.2-14.2 mm wall*			
200 mm diameter/ 4.6-14.2 mm wall*			
219 mm diameter/ 5.0-14.2 mm wall*			

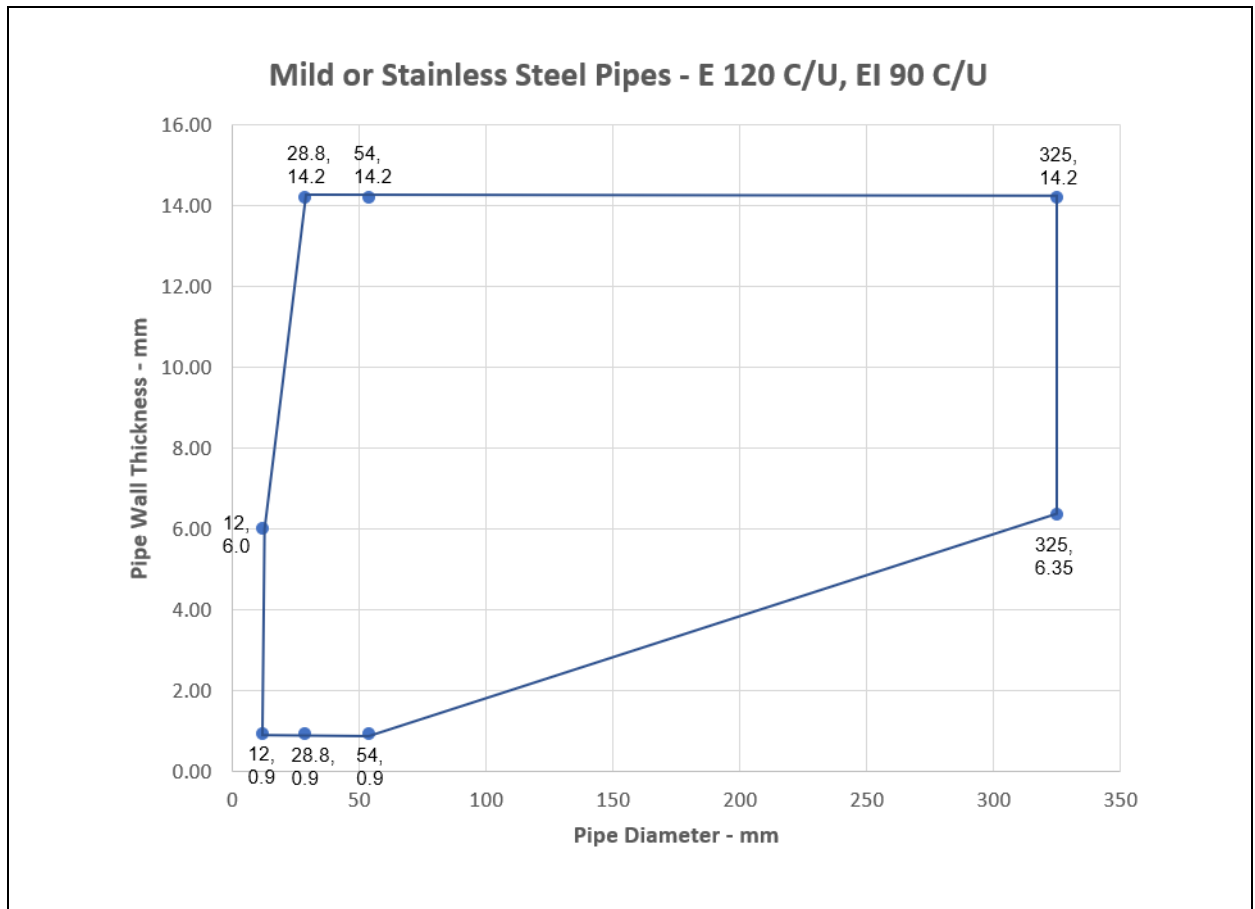
* Typical pipe diameters shown, see below graph for intermediate sizes



A.1.5.2 Single side penetration seal with pipes in minimum 75 mm thick walls

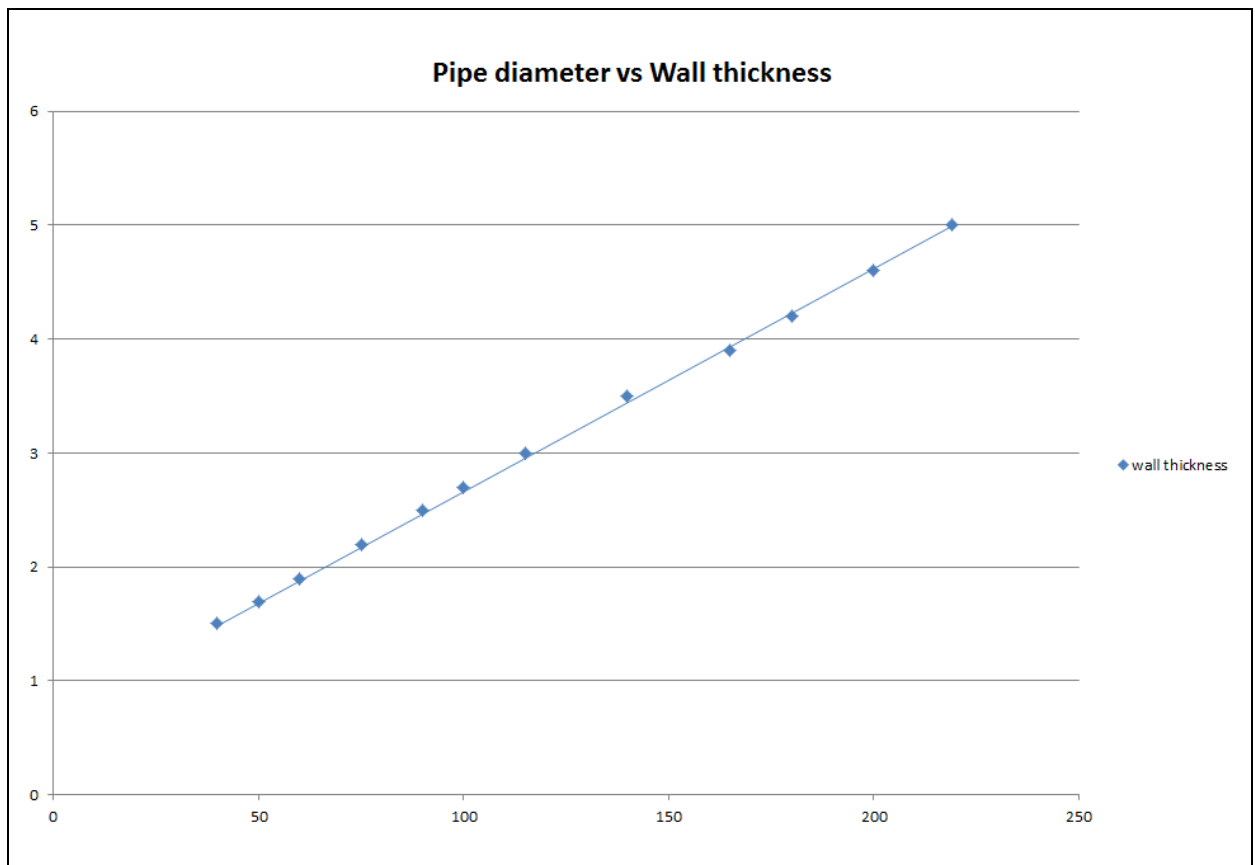
Services	Maximum Aperture	Insulation, minimum thickness and density	Classification
Up to 54 mm diameter Copper or steel pipe 0.9-14.2 mm wall	As section 2.4)	20 mm Stone wool insulation 80 kg/m ³	E 120 C/U, EI 90 C/U
Up to 75 mm diameter Alupex composite pipe 7.5 mm wall		30 mm Stone wool insulation 80 kg/m ³	E 120 C/C, EI 90 C/C
325 mm diameter Steel pipe*			E 120 C/U, EI 90 C/U

* Typical pipe diameters shown, see below graph for intermediate sizes



Services	Maximum Aperture	Insulation, minimum thickness and density	Classification
Mild or stainless steel pipe			
40 mm diameter/1.5-14.2 mm wall*	As section 2.4)	20 mm Stone wool insulation 80 kg/m ³	E 120 C/U, EI 90 C/U
50 mm diameter/1.7-14.2 mm wall*		30 mm Stone wool insulation 80 kg/m ³	
60 mm diameter/1.9-14.2 mm wall*			
75 mm diameter/2.2-14.2 mm wall*			
90 mm diameter/2.5-14.2 mm wall*			
100 mm diameter/2.7-14.2 mm wall*			
115 mm diameter/3-14.2 mm wall*			
140 mm diameter/3.5-14.2 mm wall*			
165 mm diameter/ 3.9-14.2 mm wall*			
180 mm diameter/ 4.2-14.2 mm wall*			
200 mm diameter/ 4.6-14.2 mm wall*			
219 mm diameter/ 5.0-14.2 mm wall*			

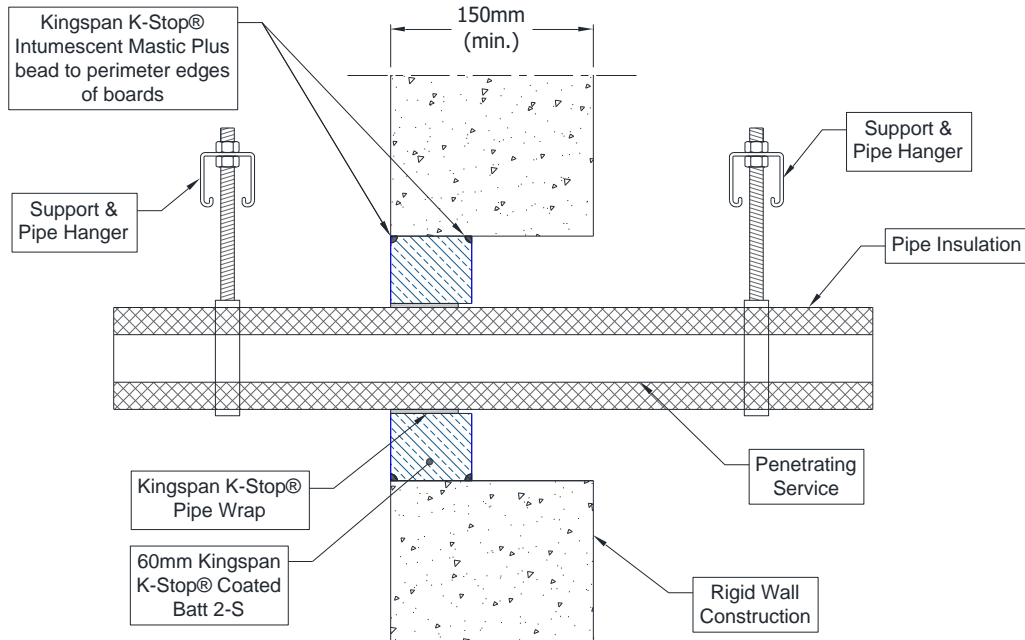
* Typical pipe diameters shown, see below graph for intermediate sizes



A.1.6 Pipe penetration seal with 1x Kingspan K-Stop® Coated Batt 2-S

Penetration Seal: CS (Continuous Sustained) insulated metallic pipes fitted at any position within the aperture, with 60 mm Kingspan K-Stop® Coated Batt 2-S to either side of the wall (or anywhere in between). Kingspan K-Stop® Pipe Wraps are required to be fitted around combustible pipe insulation. Minimum separation and maximum aperture according to 2.4).

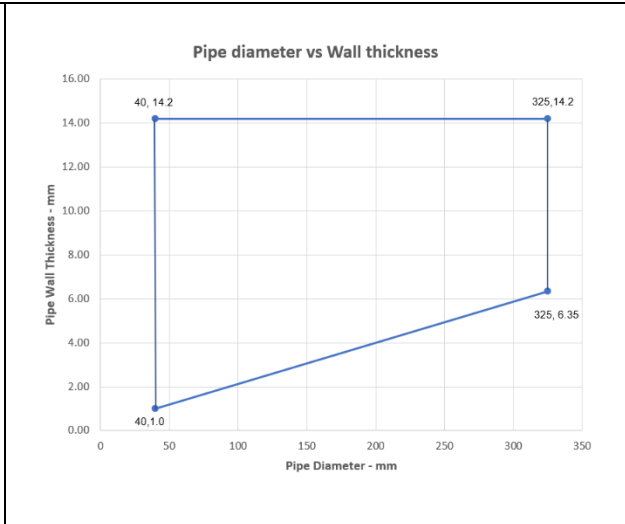
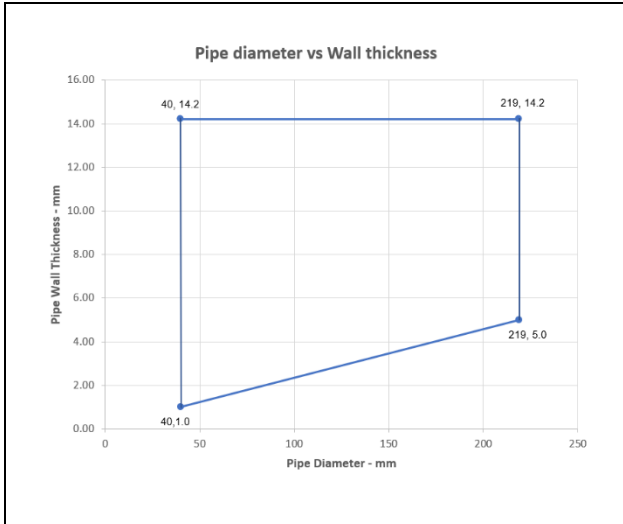
Construction details:



A.1.6.1 Single side penetration seal with pipes in minimum 150 mm thick walls

Services	Wrap	Insulation	Classification
Mild or stainless steel pipe			
165 mm diameter/ 4.5-14.2 mm wall	50 x 1.8 mm Kingspan K-Stop® Pipe Wrap fitted centrally	9-25 mm elastomeric insulation min. class B-s3, d0	E 120 U/C, E 120 C/U, E 120 C/C, EI 45 U/C, EI 45 C/U, EI 45 C/C
40-219 mm diameter*	Not required	30 mm stone wool min. 80 kg/m ³	E 240 U/C, E 240 C/U, E 240 C/C, EI 60 U/C, EI 60 C/U, EI 60 C/C
40-219 mm diameter*		30-50 mm stone wool min. 80 kg/m ³	E 180 U/C, E 180 C/U, E 180 C/C, EI 60 U/C, EI 60 C/U, EI 60 C/C
40-325 mm diameter*		50 mm stone wool min. 80 kg/m ³	E 180 U/C, E 180 C/U, E 180 C/C, EI 60 U/C, EI 60 C/U, EI 60 C/C

* Typical pipe diameters shown, see below graph for intermediate sizes

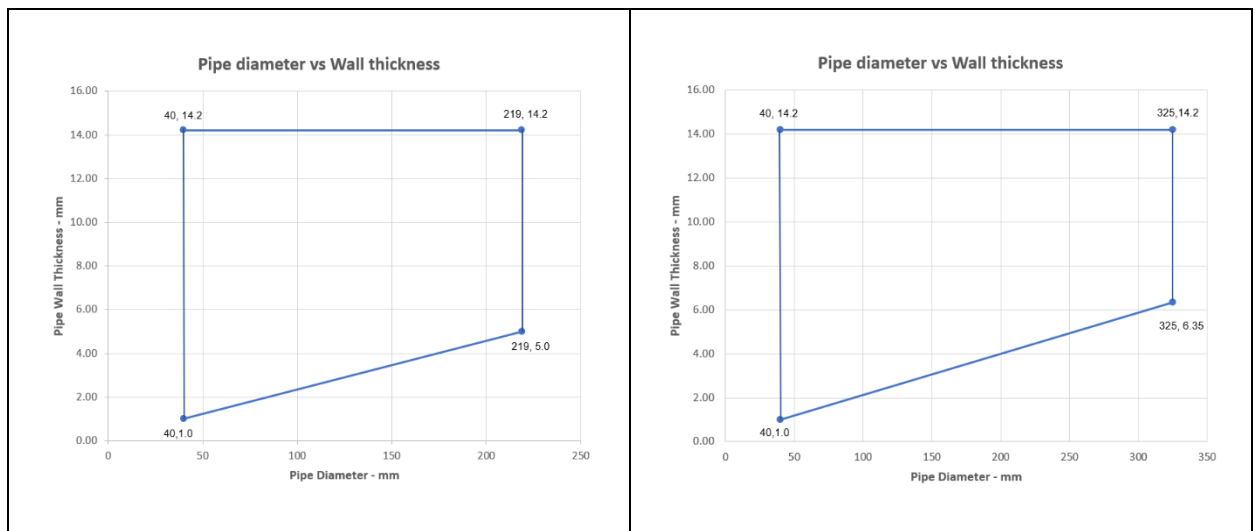


A.1.6.2 Single side penetration seal with pipes in minimum 75 mm thick walls

Single side penetration seal with pipes

Services	Wrap	Insulation	Classification
Mild or stainless steel pipe			
165 mm diameter/ 4.5-14.2 mm wall	50 x 1.8 mm Kingspan K-Stop® Pipe Wrap fitted centrally	9-25 mm elastomeric insulation min. class B-s3, d0	E 120 U/C, E 120 C/U, E 120 C/C, EI 45 U/C, EI 45 C/U, EI 45 C/C
40-219 mm diameter*	Not required	30-50 mm stone wool min. 80 kg/m ³	E 120 U/C, E 120 C/U, E 120 C/C, EI 60 U/C, EI 60 C/U, EI 60 C/C
40-325 mm diameter*		50 mm stone wool min. 80 kg/m ³	E 120 U/C, E 120 C/U, E 120 C/C, EI 60 U/C, EI 60 C/U, EI 60 C/C

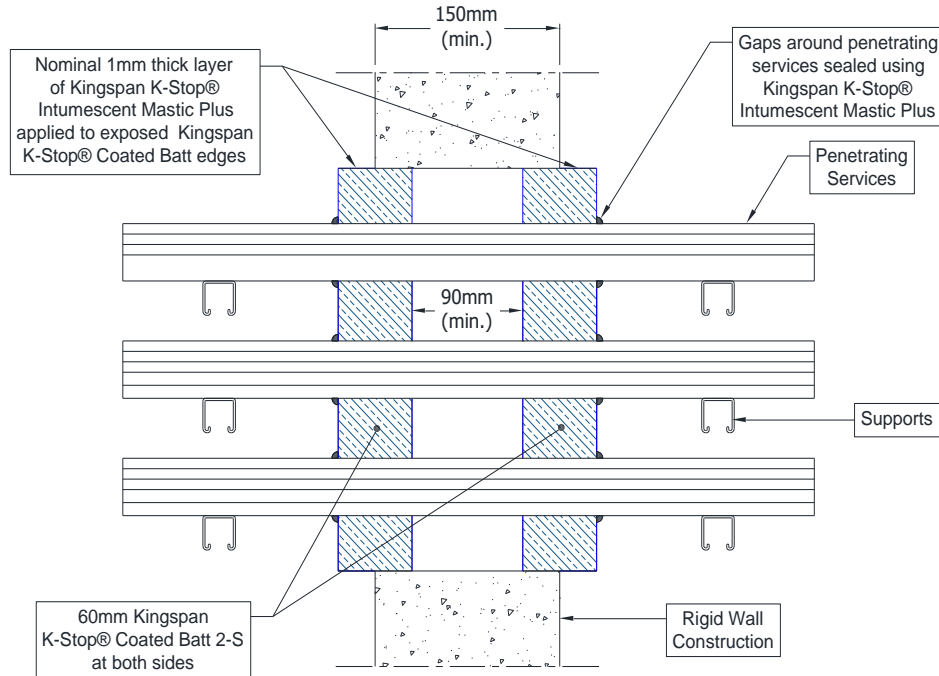
* Typical pipe diameters shown, see below graph for intermediate sizes



A.1.7 Kingspan K-Stop® Coated Batt 60 mm 2-S penetration seal (protruding) blank and with cables, in rigid wall min. 150 mm thick

Penetration Seal: Cables fitted at any position within the aperture, with 60 mm Kingspan K-Stop® Coated Batt 2-S to both sides of the wall. Boards to be separated by minimum 90 mm.

Construction details:



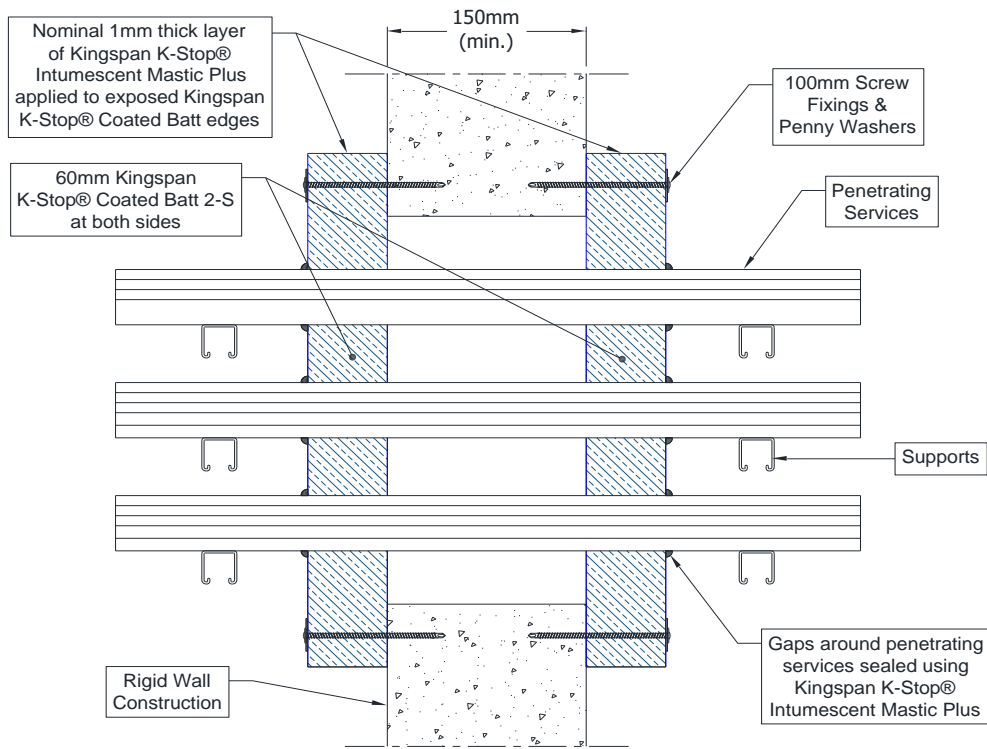
A.1.7.1 Two side penetration seal with cables

Services	Maximum aperture	Classification
None (blank)	600 mm wide x 600 mm high	E 240, EI 180
Single or bundled electrical cables up to 21 mm Ø, with or without trays		E 240, EI 120
Electrical cables up to 80 mm Ø (single, bundled and on trays)		E 240, EI 60
Cables up to 21mm Ø in tied bundles up to 100mm Ø		EI 240
Steel cable trays & ladders		E 240, EI 180
Non-Sheathed wires up to 17 mm Ø		E 240, EI 180
Non-Sheathed wires up to 24 mm Ø		E 240, EI 90

A.1.8 Kingspan K-Stop® Coated Batt 60 mm 2-S penetration seal (pattress) blank and with cables, in rigid wall min. 150 mm thick

Penetration Seal: Cables fitted at any position within the aperture, with 60 mm Kingspan K-Stop® Coated Batt 2-S to both sides of the wall. Boards to be pattress fixed with 100 mm steel screws and penny washers at 350 mm centres and with a minimum 50 mm overlap around the opening.

Construction details:



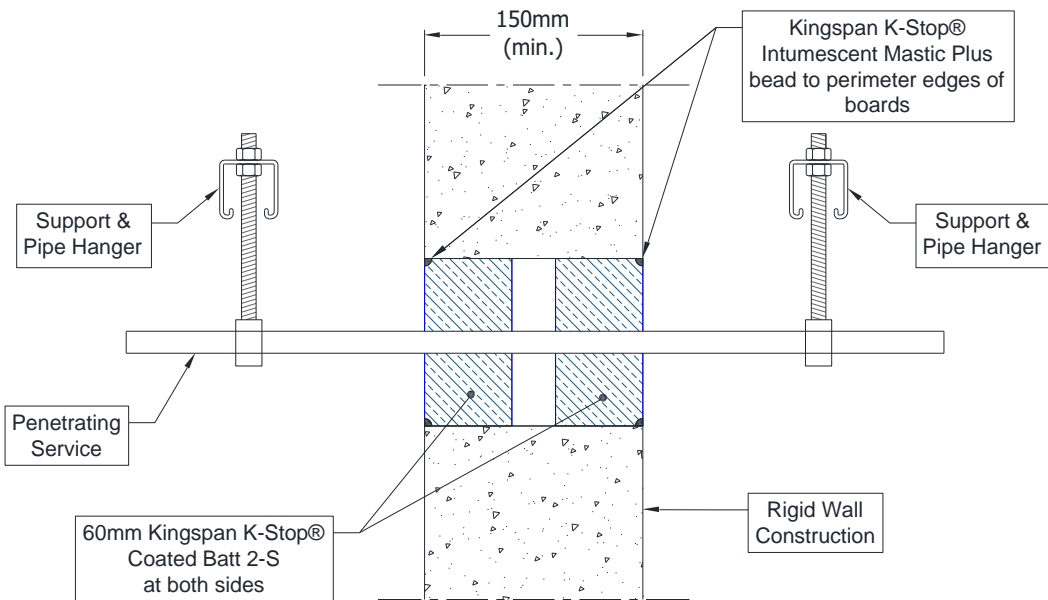
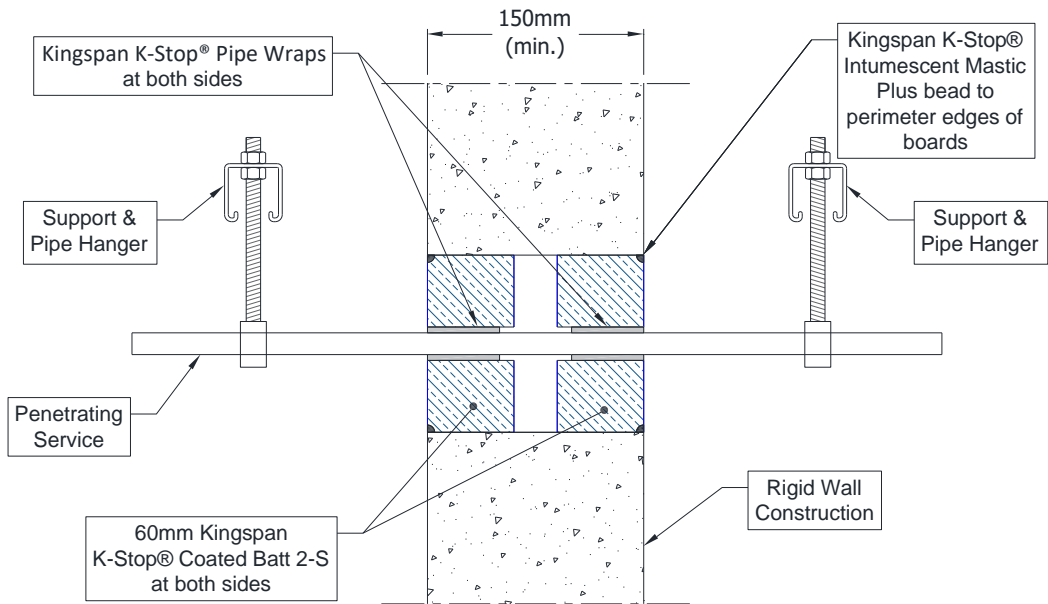
A.1.8.1 Two side penetration seal with cables

Services	Maximum aperture	Classification
None (blank)	600 mm wide x 600 mm high	E 240, EI 180
Single or bundled electrical cables up to 50 mm Ø, with or without trays		E 240, EI 90
Single or bundled electrical cables up to 80 mm Ø (single, bundled and on trays)		E 240, EI 60
Cables up to 21mm Ø in tied bundles up to 100mm Ø		EI 240
Steel cable trays & ladders		E 240, EI 180
Non-Sheathed wires up to 24 mm Ø		E 240, EI 120

A.1.9 Penetration seal with 2x Kingspan K-Stop® Coated Batt 2-S

Penetration Seal: Plastic and metal pipes fitted at any position within the aperture, with 60 mm Kingspan K-Stop® Coated Batt 2-S to both sides of the wall. Kingspan K-Stop® Pipe Wraps may be required to be fitted around pipes. Minimum separation and maximum aperture according to 2.4).

Construction details:



A.1.9.1 Double side penetration seal with pipes

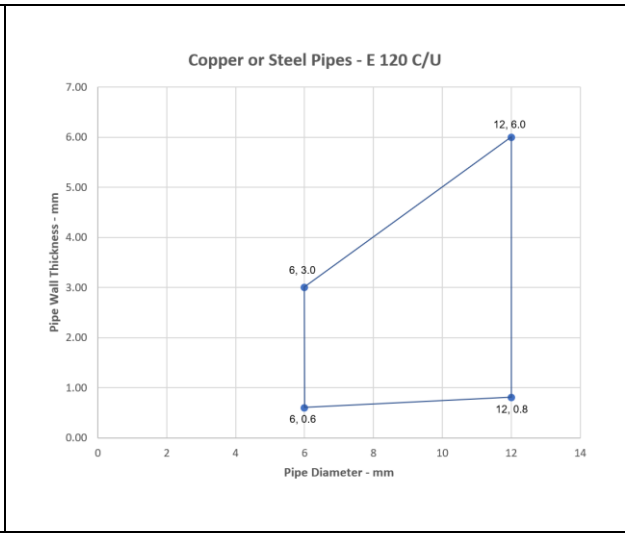
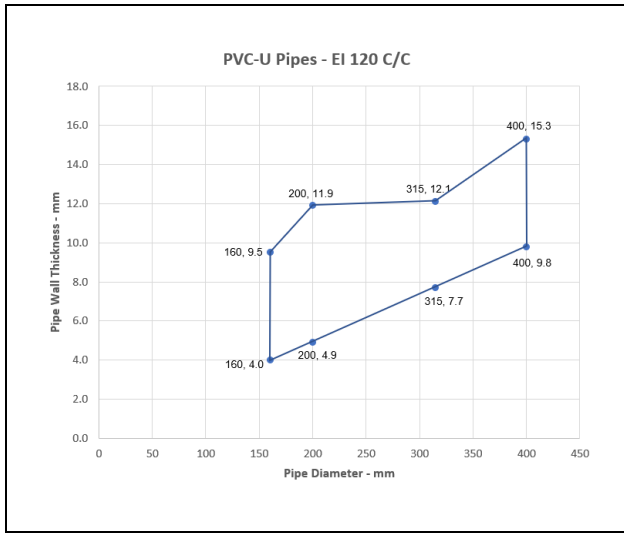
Services	Wrap	Classification
PVC-U pipe according to EN 1329-1, EN 1452-1 and EN 1453-1 and PVC-C according to EN 1566-1		
Up to 32 mm diameter / 1.0-2.4 mm wall [^]	None	EI 240 U/C
Up to 40 mm diameter / 1.9-3.0 mm wall	50 x 1.8 mm	
Up to 110 mm diameter / 2.7-6.6 mm wall	50 x 3.6 mm	
Up to 125 mm diameter / 4.7-7.4 mm wall	50 x 7.2 mm	
Up to 160 mm diameter / 4.0-9.5 mm wall*	50 x 10.8 mm	
Up to 200 mm diameter / 4.9-11.9 mm wall*	75 x 10.8 mm	EI 180 C/C
Up to 315 mm diameter/7.7-12.1 mm wall thickness*#	75 x 18 mm	EI 120 C/C
Up to 400 mm diameter/9.8-15.3 mm wall thickness*#	75 x 28.8 mm	EI 120 C/C
Diameter up to 32 mm \emptyset , wall thickness 1.0-2.4 mm in pipe bundles up to 107 mm \emptyset ¹⁾	50 x 3.6 mm	EI 240 U/C
Diameter up to 110 mm, wall thickness 1.0–6.6 mm, fully or partially filled conduits with cables up to 14 mm diameter	50 x 3.6 mm	EI 120 U/C
PE pipe according to EN 1519-1, EN 12201-2 and EN 12666-1, ABS according to EN 1455-1 and pipes made from SAN+PVC according to EN 1565-1		
Up to 20 mm diameter / 2.0 mm wall	None	EI 120 U/C
Up to 32 mm diameter / 3.0 mm wall	None	
Up to 32 mm diameter / 2.0-3.0 mm wall	None	EI 90 U/C
Up to 40 mm diameter / 2.4-4.6 mm wall	50 x 1.8 mm	EI 240 U/C
Up to 110 mm diameter / 3.4-10.0 mm wall	50 x 3.6 mm	
Up to 125 mm diameter / 3.9-7.4 mm wall	50 x 7.2 mm	
Up to 160 mm diameter / 4.9-9.5 mm wall	50 x 10.8 mm	
Up to 200 mm diameter / 4.9-18.2 mm wall	75 x 10.8 mm	EI 180 C/C
Up to 315 mm diameter / 18.7-28.5 mm wall	75 x 18.0 mm	E 180 C/C, EI 60 C/C
Up to 315 mm diameter / 28.6 mm wall	75 x 18.0 mm	E 180 C/C, EI 120 C/C
Up to 400 mm diameter / 9.8-36.2 mm wall	75 x 28.8 mm	EI 30 C/C
Up to 400 mm diameter / 36.3 mm wall	75 x 28.8 mm	EI 120 C/C
Diameter up to 32 mm \emptyset , wall thickness 2.0-4.4 mm in pipe bundles up to 107 mm \emptyset ¹⁾	50 x 3.6 mm	EI 240 C/U
Diameter up to 110 mm, wall thickness 2.0–10.0 mm, fully or partially filled conduits with cables up to 14 mm diameter	50 x 3.6 mm	EI 120 U/C
PP pipe according to EN 1451-1		
Up to 32 mm diameter / 1.9-4.4 mm wall	None	EI 60 U/C
Up to 40 mm diameter / 1.8-5.5 mm wall	50 x 1.8 mm	EI 240 U/C
Up to 110 mm diameter / 2.7-10.0 mm wall	50 x 3.6 mm	EI 240 C/C
Up to 125 mm diameter / 3.1-11.4 mm wall	50 x 7.2 mm	
Up to 160 mm diameter / 4.9-14.6 mm wall	50 x 10.8 mm	EI 180 C/C
Up to 200 mm diameter / 4.9-18.2 mm wall	75 x 10.8 mm	
Up to 315 mm diameter / 28.6 mm wall	75 x 18.0 mm	EI 30 C/C
Diameter up to 32 mm \emptyset , wall thickness 1.8-4.4 mm in pipe bundles up to 107 mm \emptyset ¹⁾	50 x 3.6 mm	EI 240 C/U
Diameter up to 110 mm, wall thickness 1.8–10.0 mm, fully or partially filled conduits with cables up to 14 mm diameter	50 x 3.6 mm	EI 120 U/C
Copper and steel pipe		
Up to 12 mm diameter / 0.6-6.0 mm wall*	None	EI 120 C/U

¹⁾ PVC, PE and PP pipes can be mixed in the same bundle.

* Typical pipe diameters shown, see below graph for intermediate sizes.

Configuration 1 & 2

[^]Sealed with a bead of Kingspan K-Stop® Intumescent Mastic Plus applied flush to the pipe and batt on the outer faces of the board

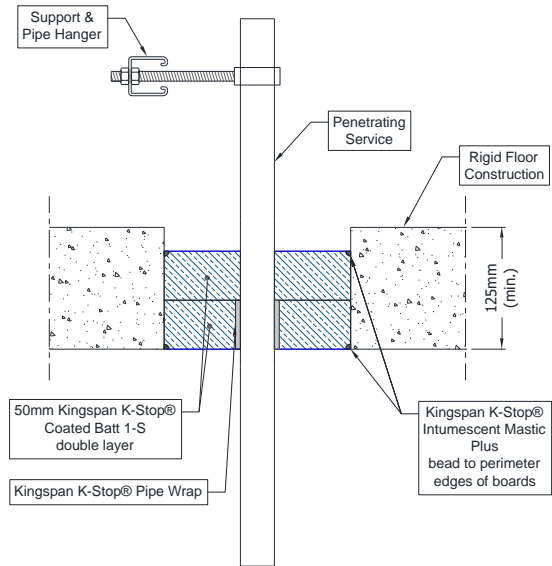
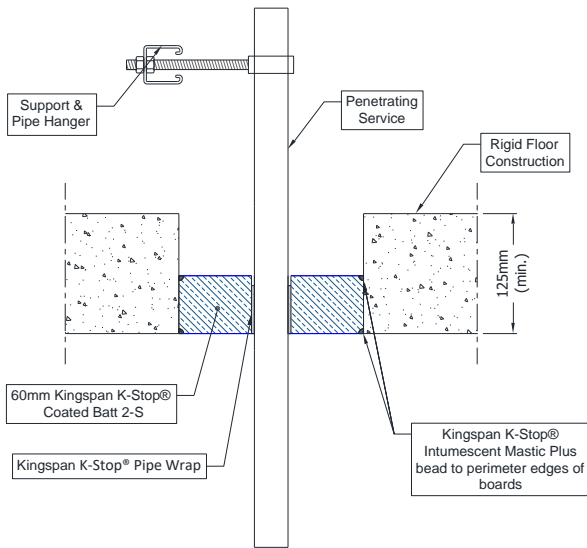


A.2 Rigid floor constructions according to 2. 2) with floor thickness of minimum 125 mm

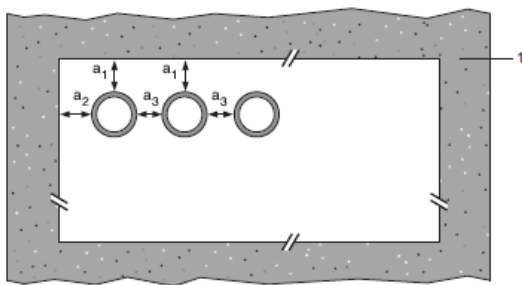
A.2.1 Kingspan K-Stop® Pipe Wrap penetration seal for plastic pipes, in Kingspan K-Stop® Coated Batt

Penetration Seal: Combustible pipes sealed with Kingspan K-Stop® Coated Batt, positioned to either face of the floor (or anywhere in between). Minimum separation and maximum aperture according to 2.4) (Configuration 1 & 2).

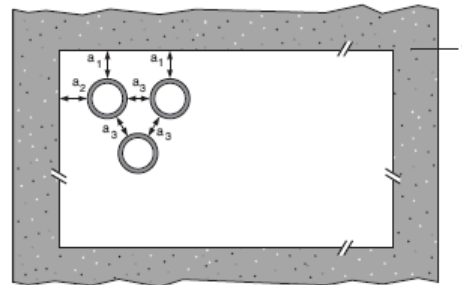
Construction details:



Configuration 1:



Configuration 2:



Key

- 1 Supporting construction
- a1 Pipe / top edge of seal separation
- a2 Pipe / side edge of seal separation
- a3 Pipe / pipe separation

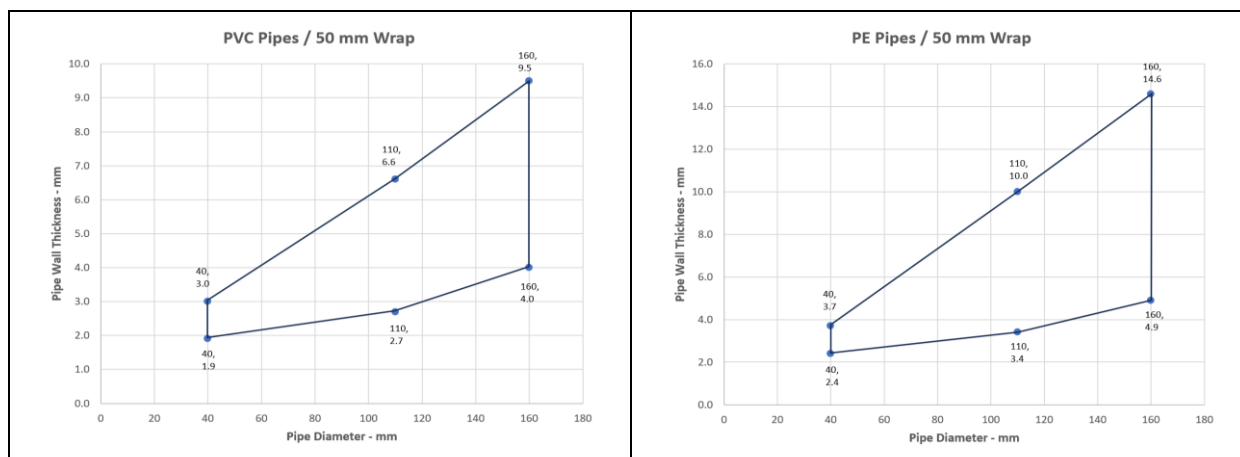
A.2.1.1

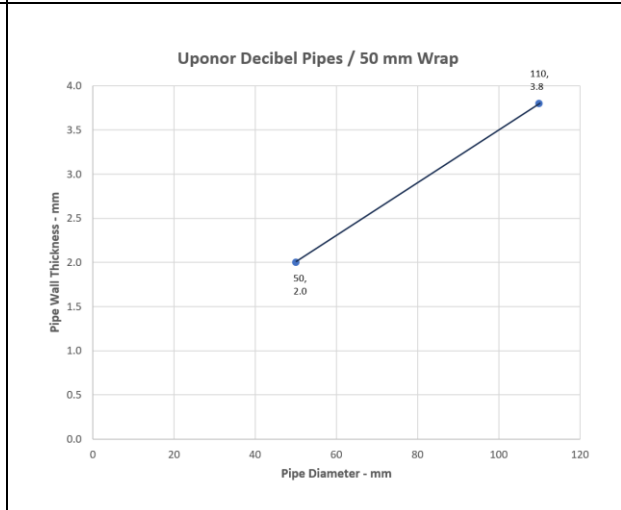
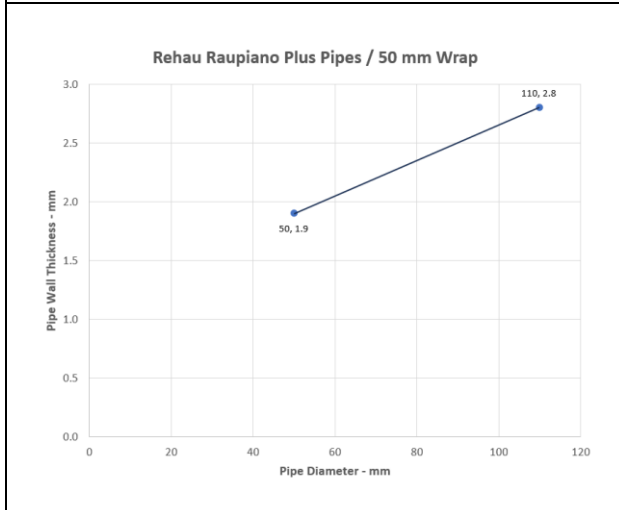
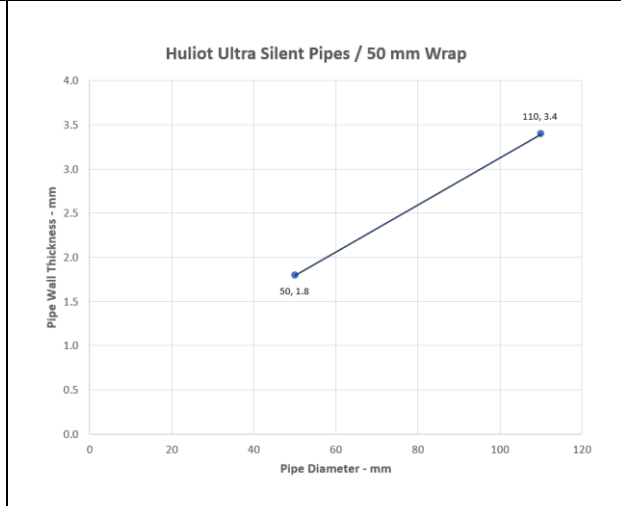
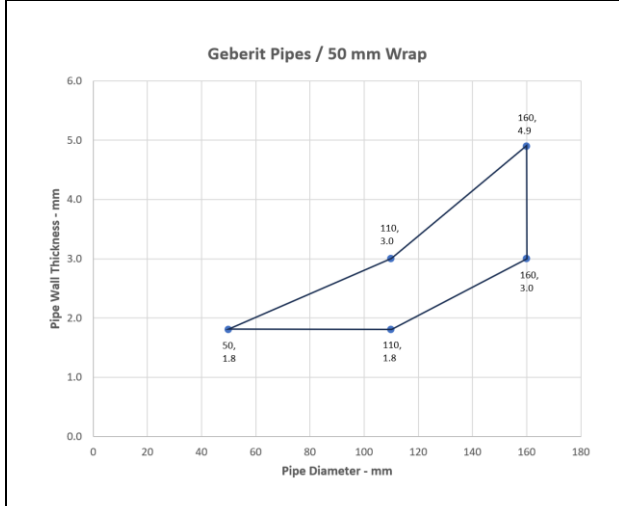
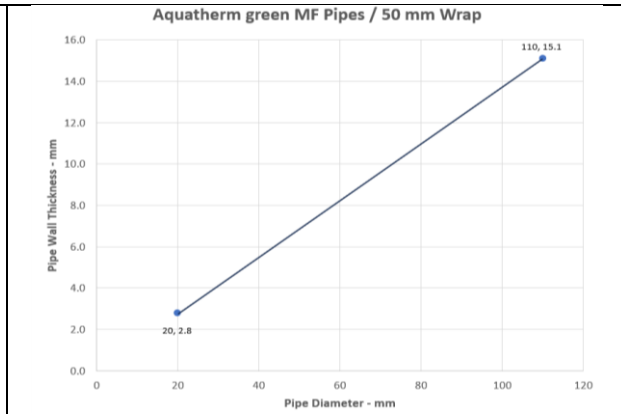
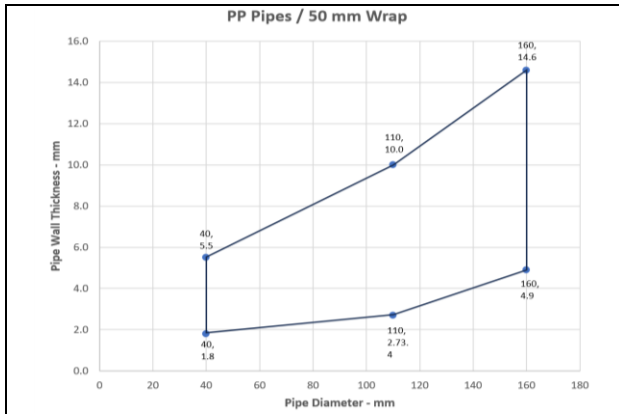
Services	Wrap (soffit side)	Kingspan K-Stop® Coated Batt configuration	Classification
PVC pipes according to 2.6)			
Diameter up to 40 mm, wall thickness 1.9 – 3.0 mm*	50 x 1.8 mm (1 layer)	Single 2-S 60 mm	E 120 U/C, EI 60 U/C
Diameter up to 110 mm, wall thickness 2.7 – 6.6 mm*	50 x 3.6 mm (2 x 1.8 layer)		EI 60 U/C
Diameter up to 160 mm, wall thickness 4.0 – 9.5 mm*	50 x 10.8 mm (6 x 1.8 layer)	Double 1-S 50 mm	EI 60 C/C
PE pipes according to 2.6)			
Diameter up to 40 mm, wall thickness 2.4 – 3.7 mm*	50 x 1.8 mm (1 layer)	Single 2-S 60 mm	EI 60 U/C
Diameter up to 110 mm, wall thickness 3.4 – 10.0 mm*	50 x 3.6 mm (2 x 1.8 layer)		EI 60 U/C
Diameter up to 160 mm, wall thickness 4.9 – 14.6 mm*	50 x 10.8 mm (6 x 1.8 layer)	Double 1-S 50 mm	EI 60 C/C
PP pipes according to 2.6)			
Diameter up to 40 mm, wall thickness 1.8 – 5.5 mm*	50 x 1.8 mm (1 layer)	Single 2-S 60 mm	EI 60 U/C
Diameter up to 110 mm, wall thickness 2.7 – 10.0 mm*	50 x 3.6 mm (2 x 1.8 layer)		EI 60 C/C
Diameter up to 160 mm, wall thickness 4.9 – 14.6 mm*	50 x 10.8 mm (6 x 1.8 layer)	Double 1-S 50 mm	EI 60 C/C
Aquatherm green MF pipes according to 2.6)			
Diameter up to 20 mm, wall thickness 2.8 mm	50 x 1.8 mm (1 layer)	Single 2-S 60 mm	E 120 C/C, EI 60 C/C
Diameter up to 110 mm, wall thickness 2.8 – 15.1 mm*	50 x 3.6 mm (2 x 1.8 layer)		E 120 C/C, EI 60 C/C
Diameter 110 mm, wall thickness 15.1 mm	50 x 3.6 mm (2 x 1.8 layer)		E 120 C/C, EI 90 C/C
Geberit Silent PP pipes according to 2.6)			
Diameter up to 50 mm, wall thickness 1.8 mm*	50 x 3.6 mm (2 x 1.8 layer)	Single 2-S 60 mm	E 120 U/U, EI 60 U/U
Diameter up to 110 mm, wall thickness 1.8 – 3.0 mm*			E 120 U/C, EI 60 U/C
Diameter up to 160 mm, wall thickness 3.0 – 4.9 mm*	50 x 10.8 mm (6 x 1.8 layer)	Double 1-S 50 mm	E 120 U/C, EI 60 U/C
Diameter 160 mm, wall thickness 4.9 mm	50 x 10.8 mm (6 x 1.8 layer)		EI 120 U/C
Huliot Ultra Silent pipes according to 2.6)			
Diameter up to 50 mm, wall thickness 1.8 mm	50 x 3.6 mm (2 x 1.8 layer)	Single 2-S 60 mm	E 120 U/U, EI 60 U/U
Diameter up to 110 mm, wall thickness 1.8 – 3.4 mm*	50 x 3.6 mm (2 x 1.8 layer)		E 120 U/C, EI 60 U/C
Diameter 110 mm, wall thickness 3.4 mm	50 x 3.6 mm (2 x 1.8 layer)		E 120 U/C, EI 90 U/C

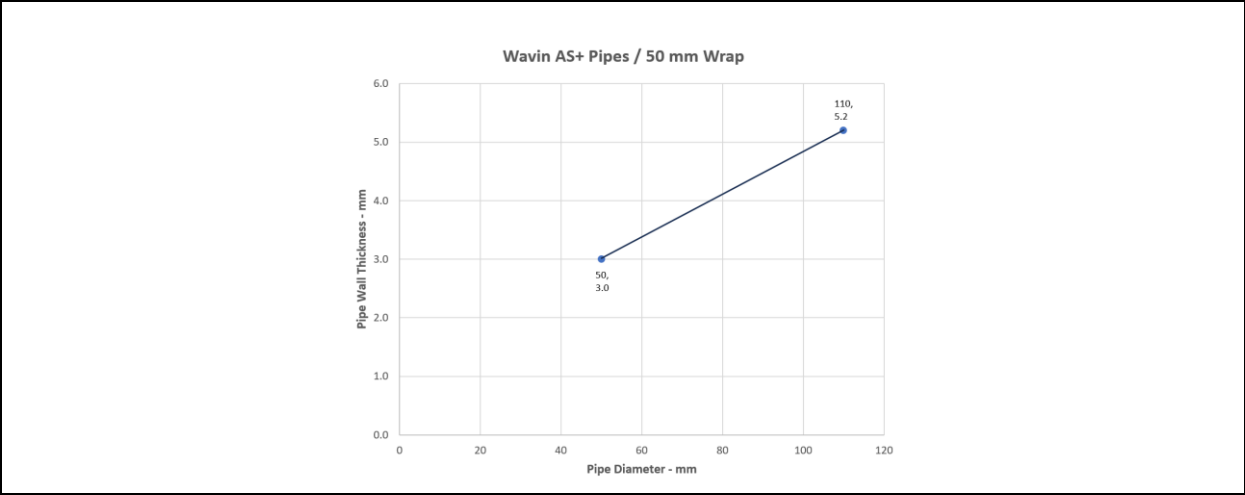
* Typical pipe diameters shown, see below graph for intermediate sizes.

Services	Wrap (soffit side)	Kingspan K-Stop® Coated Batt configuration	Classification
POLO-KAL NG pipes according to 2.6)			
Diameter 110 mm, wall thickness 3.4 mm	50 x 3.6 mm (2 x 1.8 layer)	Single 2-S 60 mm	E 90 U/C, EI 60 U/C
Diameter 125 mm, wall thickness 5.3 mm	50 x 7.2 mm (4 x 1.8 layer)	Double 1-S 50 mm	EI 120 U/C
Diameter 160 mm, wall thickness 7.5 mm	50 x 10.8 mm (6 x 1.8 layer)		EI 120 U/C
Rehau Raupiano Plus pipes according to 2.6)			
Diameter up to 50 mm, wall thickness 1.9 mm	50 x 3.6 mm (2 x 1.8 layer)	Single 2-S 60 mm	E 120 U/U, EI 60 U/U
Diameter up to 110 mm, wall thickness 1.9 – 2.8 mm*	50 x 3.6 mm (2 x 1.8 layer)		E 120 U/C, EI 60 U/C
Diameter 110 mm, wall thickness 2.8 mm	50 x 3.6 mm (2 x 1.8 layer)		E 120 U/C, EI 90 U/C
Uponor Decibel pipes according to 2.6)			
Diameter up to 50 mm, wall thickness 2.0 mm*	50 x 3.6 mm (2 x 1.8 layer)	Single 2-S 60 mm	E 120 U/U, EI 90 U/U
Diameter up to 110 mm, wall thickness 2.0 – 3.8 mm*	50 x 3.6 mm (2 x 1.8 layer)		E 120 U/C, EI 90 U/C
Wavin AS+ pipes according to 2.6)			
Diameter up to 50 mm, wall thickness 3.0 mm*	50 x 3.6 mm (2 x 1.8 layer)	Single 2-S 60 mm	E 120 U/U, EI 60 U/U
Diameter up to 110 mm, wall thickness 3.0 – 5.2 mm*	50 x 3.6 mm (2 x 1.8 layer)		E 120 U/C, EI 60 U/C
Diameter 110 mm, wall thickness 5.2 mm	50 x 3.6 mm (2 x 1.8 layer)		E 120 U/C, EI 90 U/C

* Typical pipe diameters shown, see below graph for intermediate sizes.



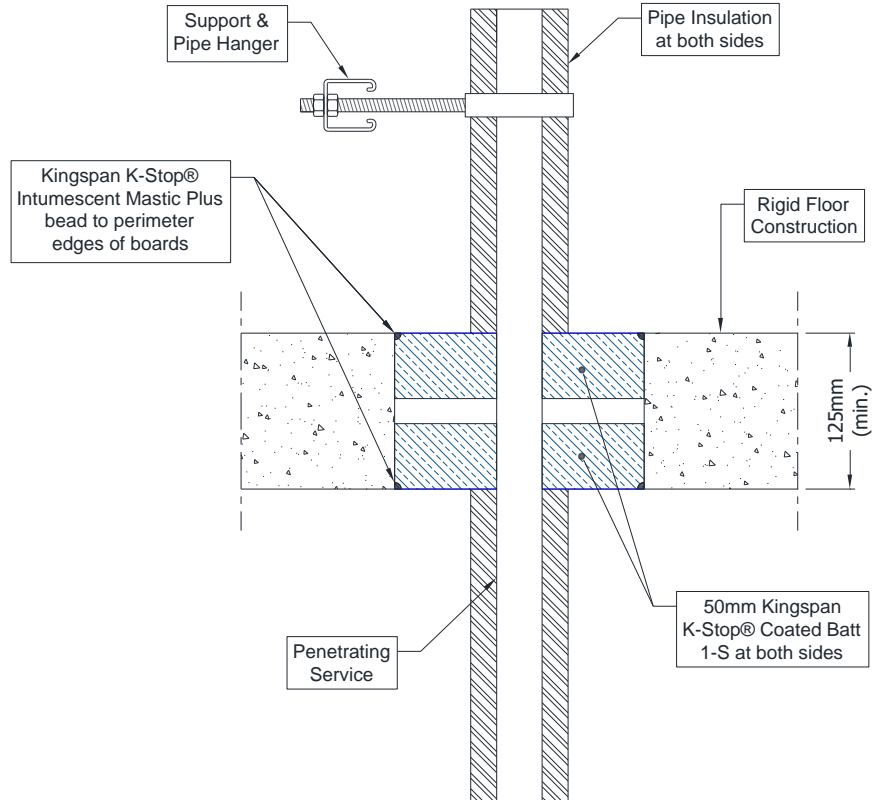




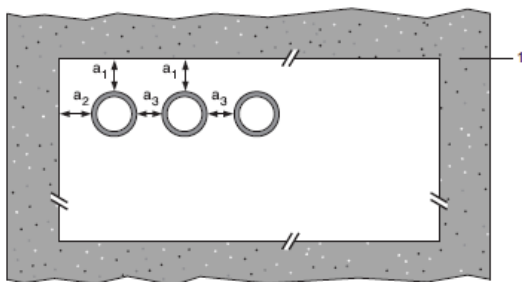
A.2.2 Pipe penetration seal with 2x Kingspan K-Stop® Coated Batt 1-S

Penetration Seal: 500 mm (min.)* LI (Local Interrupted) or CI (Continuous Interrupted) insulated metallic pipes fitted at any position within the aperture, with 50 mm Kingspan K-Stop® Coated Batt 1-S to both sides of the floor. Minimum separation and maximum aperture according to 2.4) (Configuration 1 & 2).

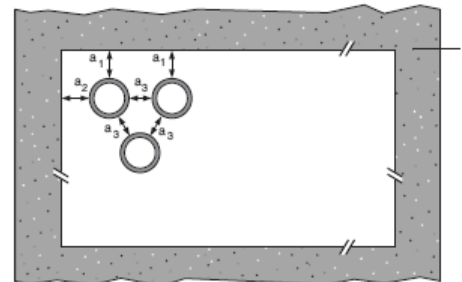
Construction details:



Configuration 1:



Configuration 2:



Key

1 Supporting construction

a1 Pipe / top edge of seal separation

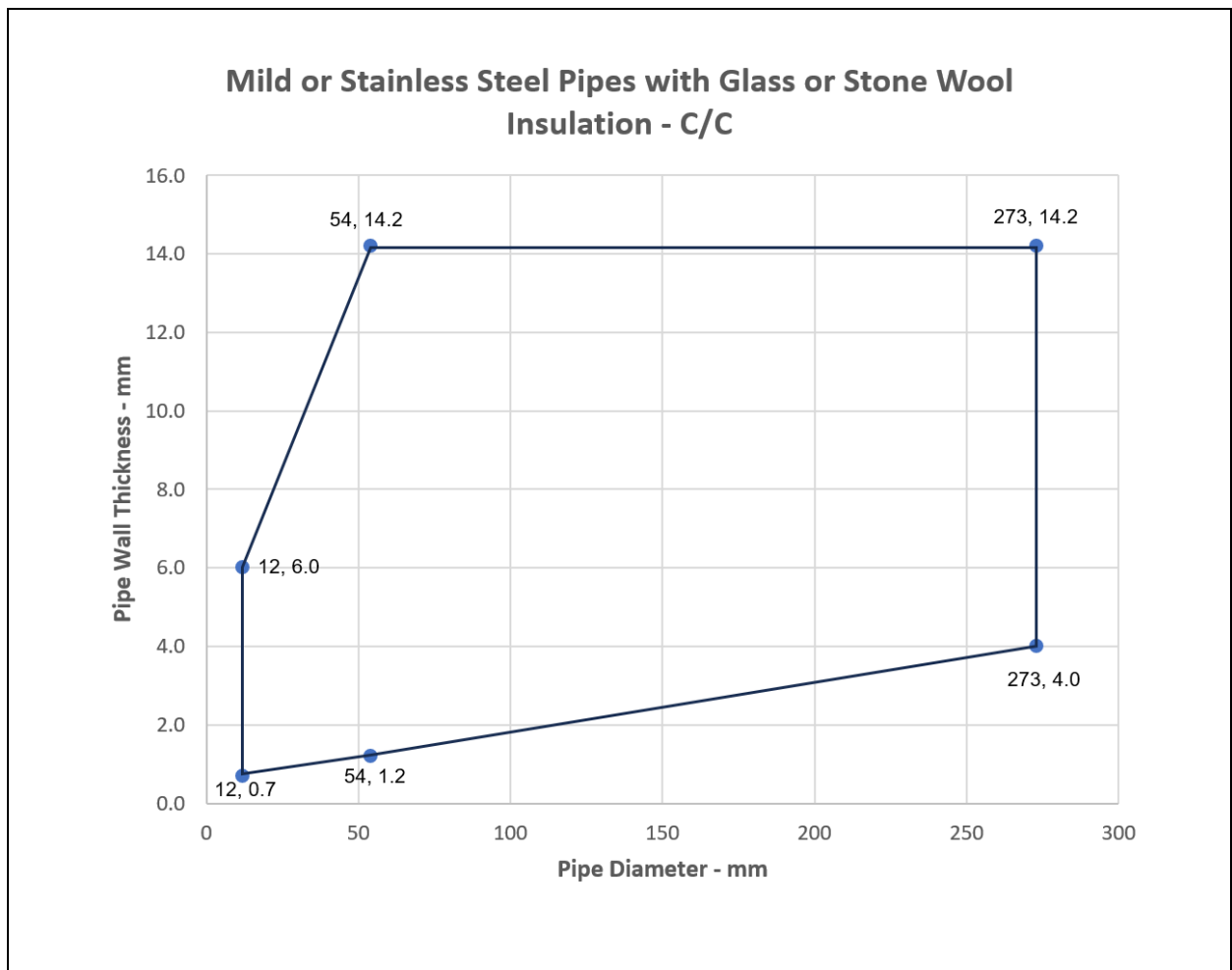
a2 Pipe / side edge of seal separation

a3 Pipe / pipe separation

A.2.2.1 Double sided penetration seal with pipes

Services	Insulation, minimum thickness and density	Classification
Up to 12 mm diameter Copper or Steel pipe 0.7-6.0 mm wall	20 mm Glass- or Stone wool insulation 75 kg/m ³	E 180 C/C, EI 120 C/C
Up to 54 mm diameter Copper or Steel pipe 0.7-14.2 mm wall*	20 mm Glass wool insulation 75 kg/m ³	E 120 C/C, EI 45 C/C
	20 mm Stone wool insulation 80 kg/m ³	EI 90 C/C
Up to 273 mm diameter mild or stainless Steel pipe 0.7-14.2 mm wall*	None	E 120 C/C, EI 20 C/C
	30 mm Glass- or Stone wool insulation 75 kg/m ³	E 120 C/C, EI 60 C/C
Up to 16 mm diameter Alupex pipe 2.25 mm wall	20 mm Glass- or Stone wool insulation 75 kg/m ³	EI 120 C/C
Up to 75 mm diameter Alupex pipe 2.25-4.7 mm wall	25 mm Glass- or Stone wool insulation 75 kg/m ³	EI 120 C/C

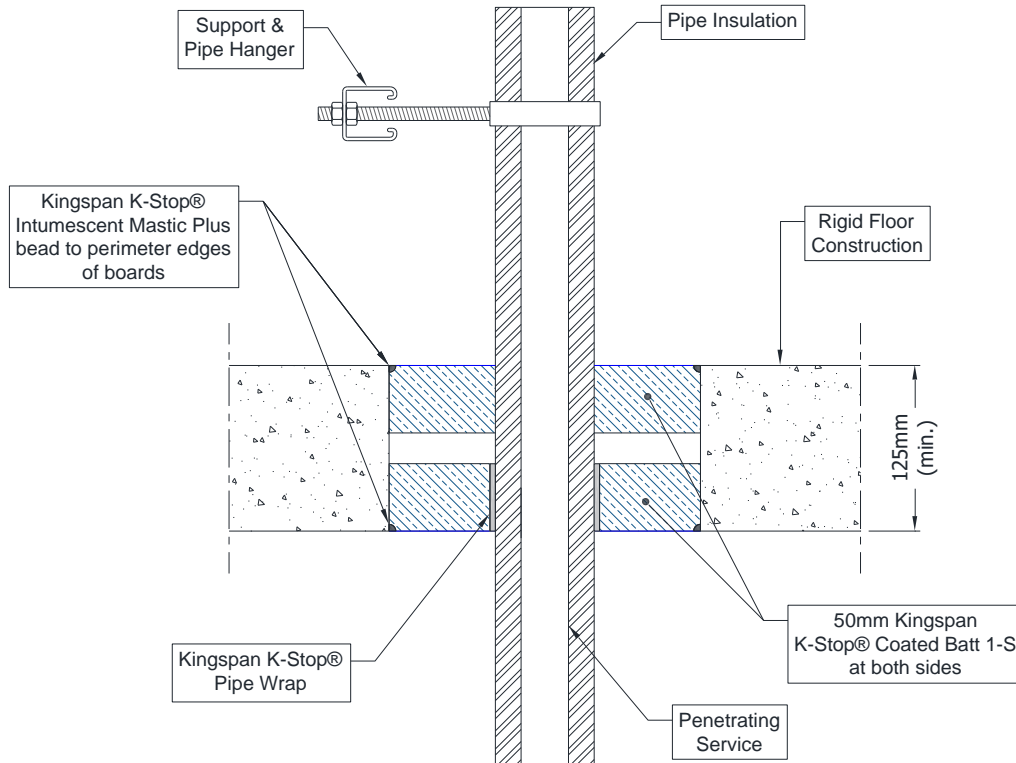
* Typical pipe diameters shown, see below graph for intermediate sizes.



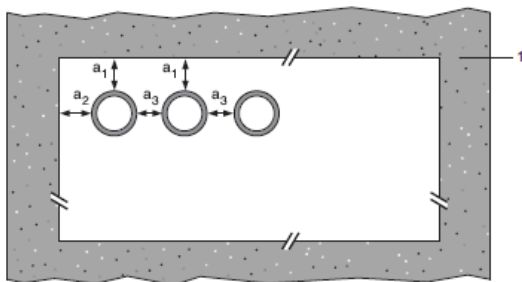
A.2.3 Pipe penetration seal with 2x Kingspan K-Stop® Coated Batt 1-S

Penetration Seal: CS (Continuous Sustained) insulated metallic pipes fitted at any position within the aperture, with 50 mm Kingspan K-Stop® Coated Batt 1-S to both sides of the floor. Minimum separation and maximum aperture according to 2.4) (Configuration 1 & 2). Kingspan K-Stop® Pipe Wraps are required to be fitted around combustible pipe insulation.

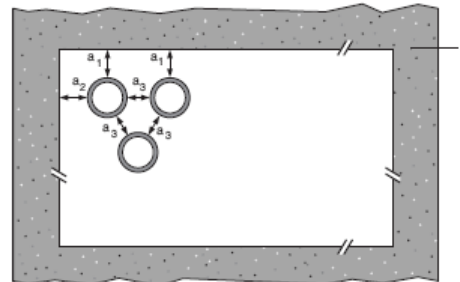
Construction details:



Configuration 1:



Configuration 2:



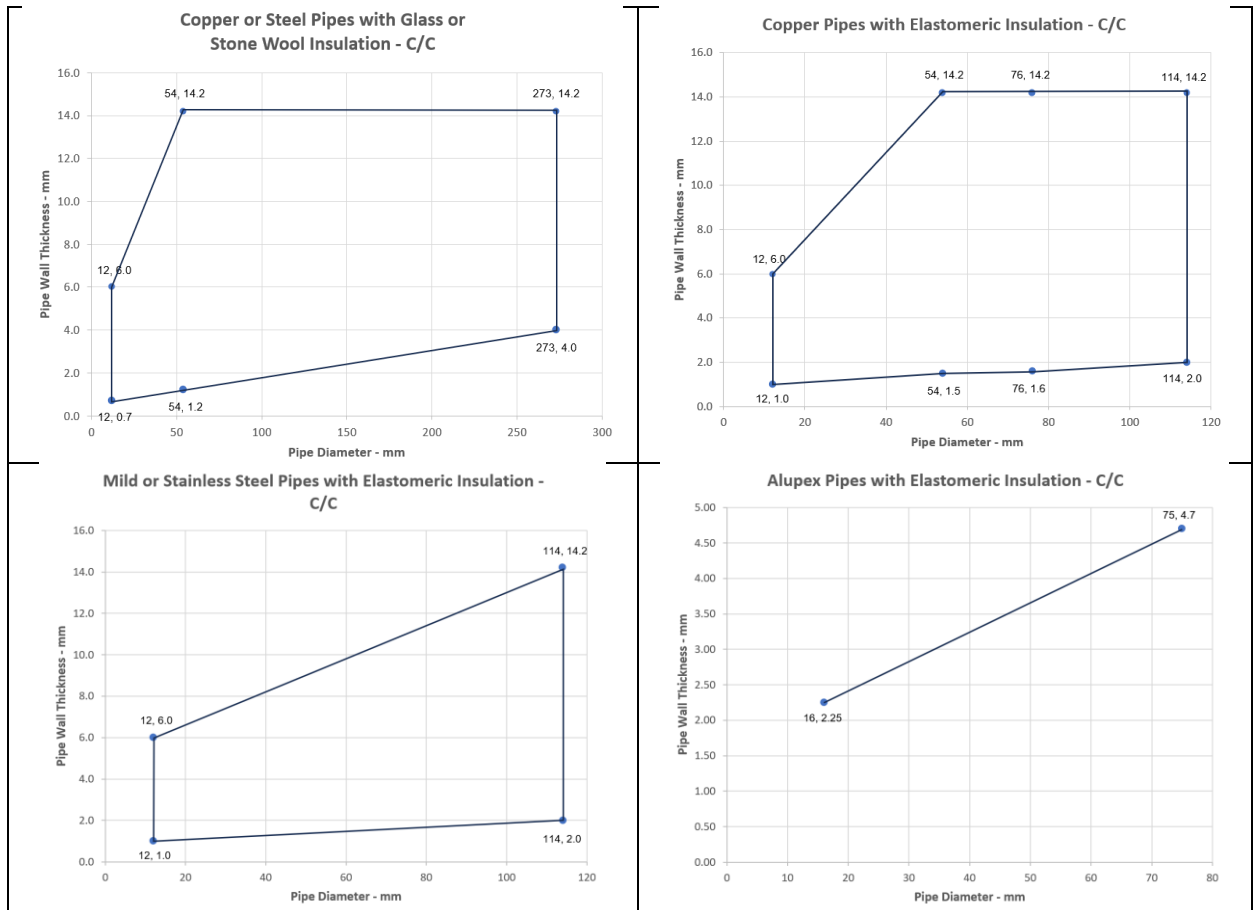
Key

- 1 Supporting construction
- a1 Pipe / top edge of seal separation
- a2 Pipe / side edge of seal separation
- a3 Pipe / pipe separation

A.2.3.1

Services	Wrap	Insulation	Classification
Up to 12 mm diameter Copper or Steel pipe 0.7-6.0 mm wall	None required	20 mm Glass- or Stone wool min. 75 kg/m ³	EI 90 C/C
Up to 54 mm diameter Copper or Steel pipe 0.7-14.2 mm wall*		30-60 mm Glass- or Stone wool min. 75 kg/m ³	EI 60 C/C
Up to 273 mm diameter mild or stainless steel pipe 0.7-14.2 mm wall*		30 mm Glass- or Stone wool min. 75 kg/m ³	E 90 C/C, EI 60 C/C
Up to 16 mm diameter Alupex pipe 2.25 mm wall		20 mm Glass- or Stone wool min. 75 kg/m ³	EI 120 C/C
Up to 75 mm diameter Alupex pipe 2.25-4.7 mm wall*		25-60 mm Glass- or Stone wool min. 75 kg/m ³	E 120 C/C, EI 90 C/C
Up to 54 mm diameter Copper pipe 1.0-14.2 mm wall*	50 x 3.6 mm Kingspan K-Stop® Pipe Wrap fitted at bottom of seal	13-25 mm elastomeric insulation min. class B-s3, d0	E 90 C/C, EI 60 C/C
Up to 76 mm diameter mild or stainless steel pipe 1.0-14.2 mm wall*		25 mm elastomeric insulation min. class B-s3, d0	E 90 C/C, EI 60 C/C
Up to 114 mm diameter mild or stainless steel pipe 1.0-14.2 mm wall*		13 mm elastomeric insulation min. class B-s3, d0	E 180 C/C, EI 120 C/C
Up to 16 mm diameter Alupex pipe 2.25 mm wall		13-25 mm elastomeric insulation min. class B-s3, d0	EI 90 C/C
Up to 75 mm diameter Alupex pipe 2.25-4.7 mm wall*			

* Typical pipe diameters shown, see below graph for intermediate sizes.

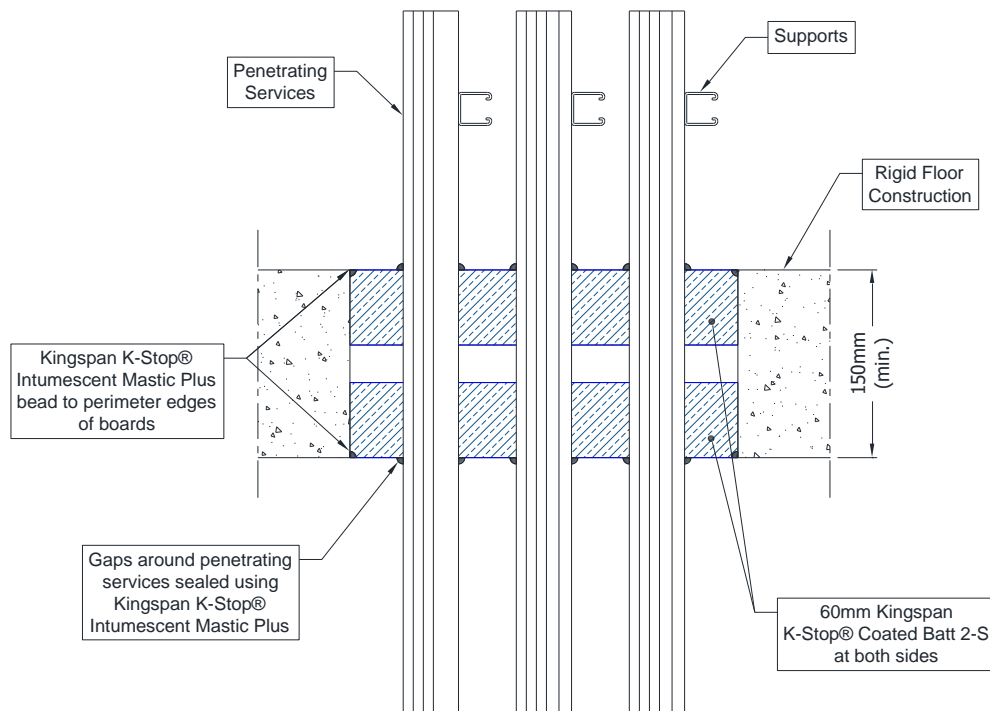


A.3 Rigid floor constructions according to 2. 2) with floor thickness of minimum 150 mm

A.3.1 Cable penetration seal with 2x Kingspan K-Stop® Coated Batt 2-S

Penetration Seal: Cables fitted at any position within the aperture, with 60 mm Kingspan K-Stop® Coated Batt 2-S to both sides of the floor.

Construction details:



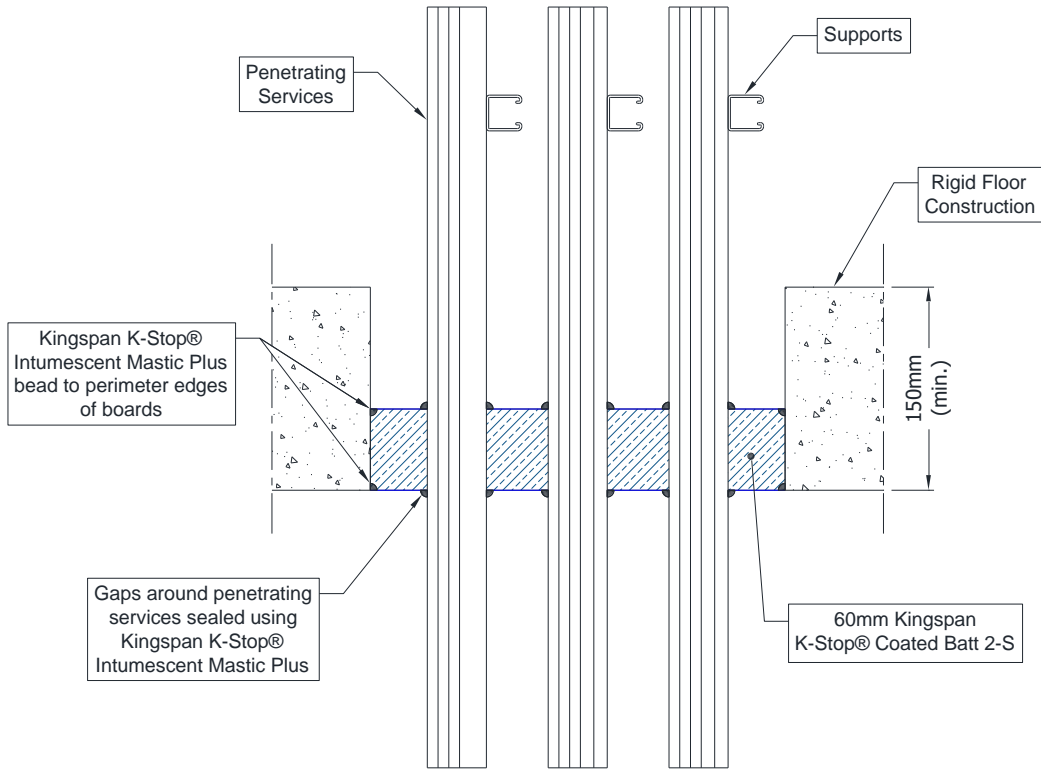
A.3.1.1 Double side penetration seal with cables

Services	Maximum aperture	Classification
None (blank)	1200 x 600 mm	EI 180
None (blank)	2400 mm x 1200 mm	E 180, EI 120
Electrical cables up to 21 mm Ø (single, bundled and on trays)		EI 120
Electrical cables up to 80 mm Ø (single, bundled and on trays)		E 120, EI 60
Cables up to 21mm Ø in tied bundles up to 100mm Ø		EI 120
Steel cable trays & ladders		E 120, EI 60
Non-sheathed wires up to 24 mm Ø		E 180, EI 45
Plastic conduits up to 16 mm Ø		E 120 C/U, E 120 C/C, EI 90 C/U, EI 90 C/C

A.3.2 Cable penetration seal with 1x Kingspan K-Stop® Coated Batt 2-S

Penetration Seal: Cables fitted at any position within the aperture, with Kingspan K-Stop® Coated Batt 2-S positioned to either face of the floor (or anywhere in between).

Construction details:



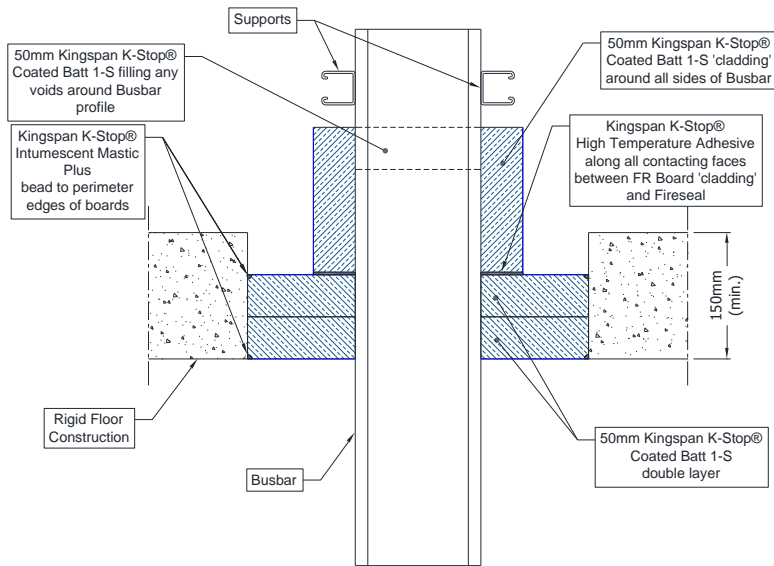
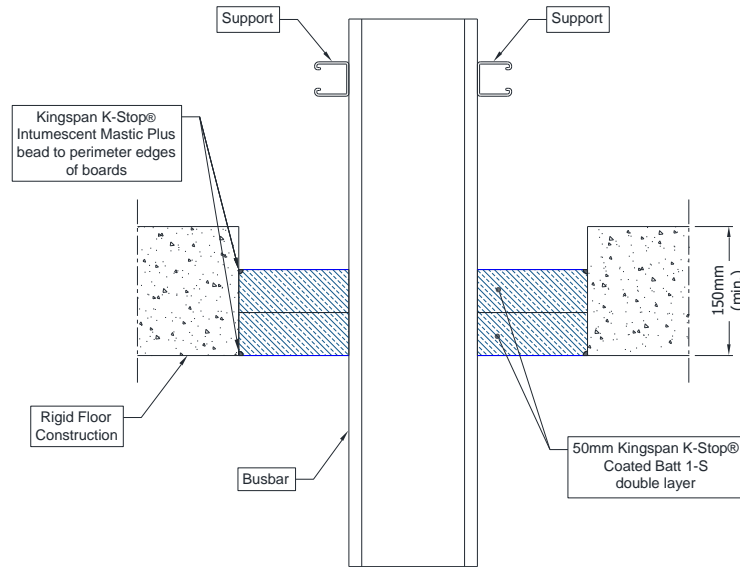
A.3.2.1 Single side penetration seal with cables

Services	Maximum aperture	Classification
None (blank)	1200 x 600 mm	E 240, EI 120
None (blank)	2400 mm x 1200 mm	E 120, EI 90
Single* electrical cables up to 21 mm Ø		E 120, EI 30
Single* electrical cables up to 21 mm Ø	600 mm x 1200 mm	E 240, EI 30
Electrical cables up to 21 mm Ø (single, bundled and on trays)	2400 mm x 1200 mm	E 90, EI 45
Electrical cables up to 80 mm Ø (single, bundled and on trays)		E 90, EI 30
Cables up to 21mm Ø in tied bundles up to 100mm Ø		EI 45
Steel cable trays & ladders		EI 45
Non-sheathed wires up to 17 mm Ø		E 45, EI 30
Non-sheathed wires up to 24 mm Ø		E 45, EI 20
Plastic conduits up to 16 mm Ø		EI 45 C/U, EI 45 C/C
Steel or copper conduit up to 16 mm Ø		E 45 C/U, EI 15 C/U

A.3.3 Bus-bar penetration seal with 2x Kingspan K-Stop® Coated Batt 1-S (back to back)

Penetration Seal: Bus-bars fitted at any position within the aperture, with two layers of 50 mm Kingspan K-Stop® Coated Batt 1-S installed together to either side of the floor (or anywhere in between). Minimum separation according to 2.4).

Construction details:



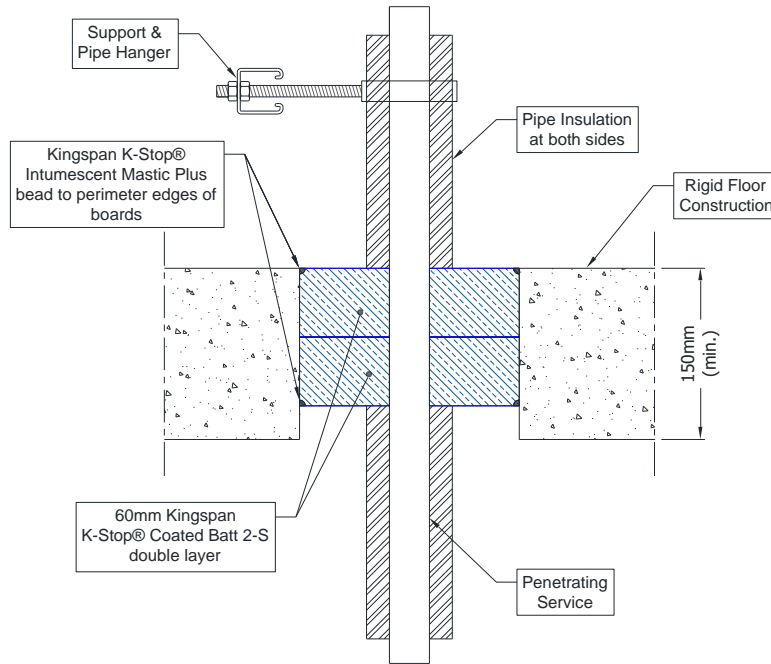
A.3.3.1 Penetration seal with electrical services

Services	Maximum aperture	Classification
Aluminium bus bars up to 592 by 150 mm and cross section up to 5275 mm ²	1200 x 600 mm	E 180, EI 20
	2400 x 1200 mm	E 120, EI 20
Aluminium bus bars up to 592 by 150 mm and cross section up to 5275 mm ² , insulated top side with 500 mm long by 50 mm thick Kingspan K-Stop® Coated Batt 1-S, bonded to the fire seal with Kingspan K-Stop® High Temperature Adhesive and fixed with 3 pcs 80 mm pig-tails in the corners 150 mm apart	1200 x 600 mm	E 240, EI 60
	2400 x 1200 mm	E 120, EI 60

A.3.4 Pipe penetration seal with 2x Kingspan K-Stop® Coated Batt 2-S

Penetration Seal: 1000 mm (min.) LI (Local Interrupted) or CI (Continuous Interrupted) insulated metallic pipes (single) fitted at any position within the aperture, with 2 layers of 60 mm Kingspan K-Stop® Coated Batt 2-S together within the floor.

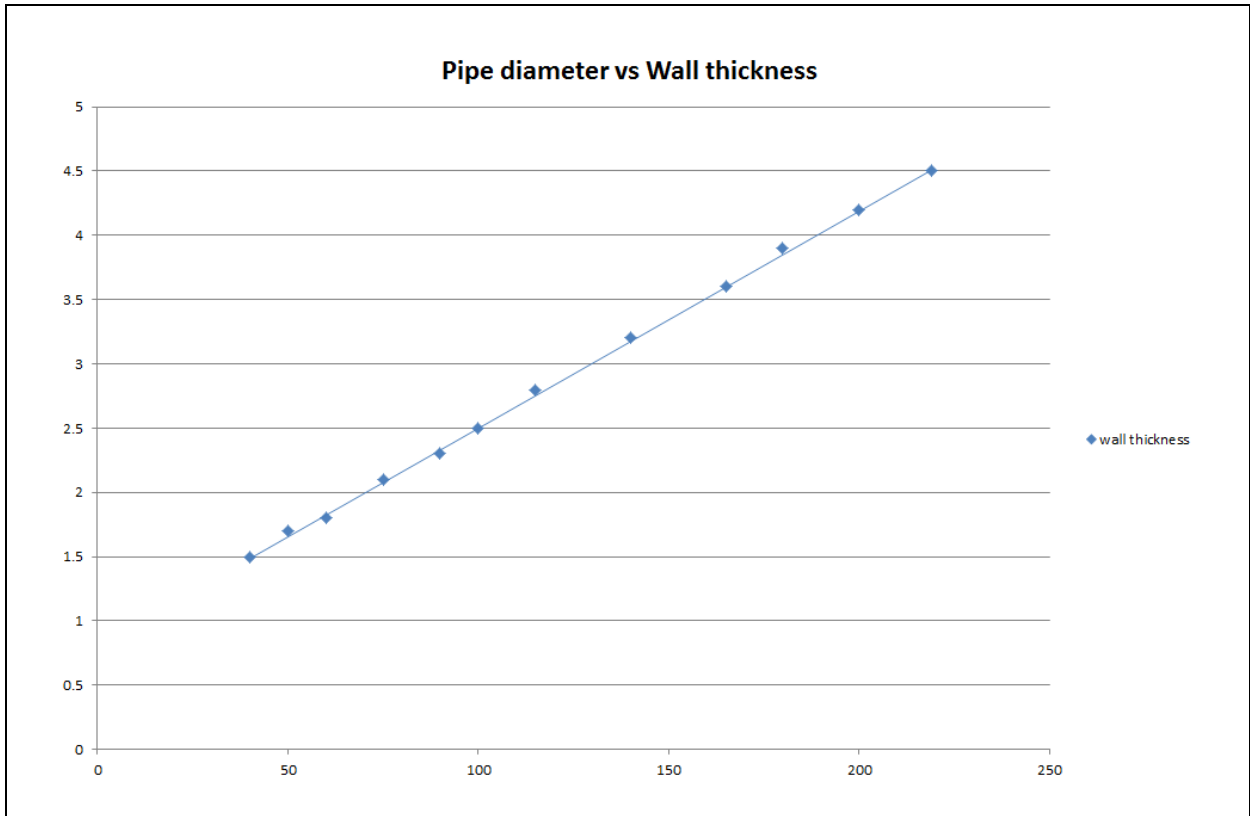
Construction details:



A.3.4.1 Two layer penetration seal with pipes

Services	Maximum aperture	Insulation, minimum thickness and density	Classification
Mild or stainless steel pipe			
40 mm diameter/1.5-14.2 mm wall*	1200 x 600 mm	20 mm Stone wool insulation 80 kg/m ³	EI 180 C/U
40 mm diameter/1.5-14.2 mm wall*	280 x 280 mm		EI 240 C/U
40 mm diameter/1.5-14.2 mm wall*	2400 x 1200 mm		30 mm Stone wool insulation 80 kg/m ³
40 mm diameter/1.5-14.2 mm wall*		E 180 C/U, EI 60 C/U	
50 mm diameter/1.7-14.2 mm wall*			
60 mm diameter/1.8-14.2 mm wall*			
75 mm diameter/2.1-14.2 mm wall*			
90 mm diameter/2.3-14.2 mm wall*			
100 mm diameter/2.5-14.2 mm wall*			
115 mm diameter/2.8-14.2 mm wall*			
140 mm diameter/3.2-14.2 mm wall*			
165 mm diameter/ 3.6-14.2 mm wall*			
180 mm diameter/ 3.9-14.2 mm wall*			
200 mm diameter/ 4.2-14.2 mm wall*			
219 mm diameter/ 4.5-14.2 mm wall*			

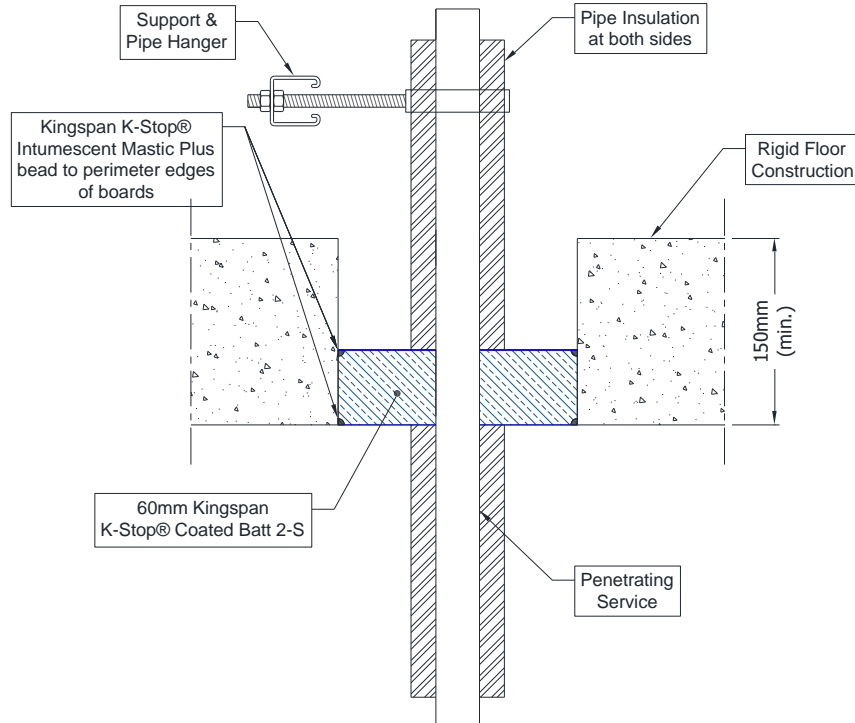
* Typical pipe diameters shown, see below graph for intermediate sizes



A.3.5 Pipe penetration seal with 1x Kingspan K-Stop® Coated Batt 2-S

Penetration Seal: 1000 mm (min.)* LI (Local Interrupted) or CI (Continuous Interrupted) insulated metallic pipes (single) fitted at any position within the aperture, with 60 mm Kingspan K-Stop® Coated Batt 2-S to either side of the floor (or anywhere in between).

Construction details:

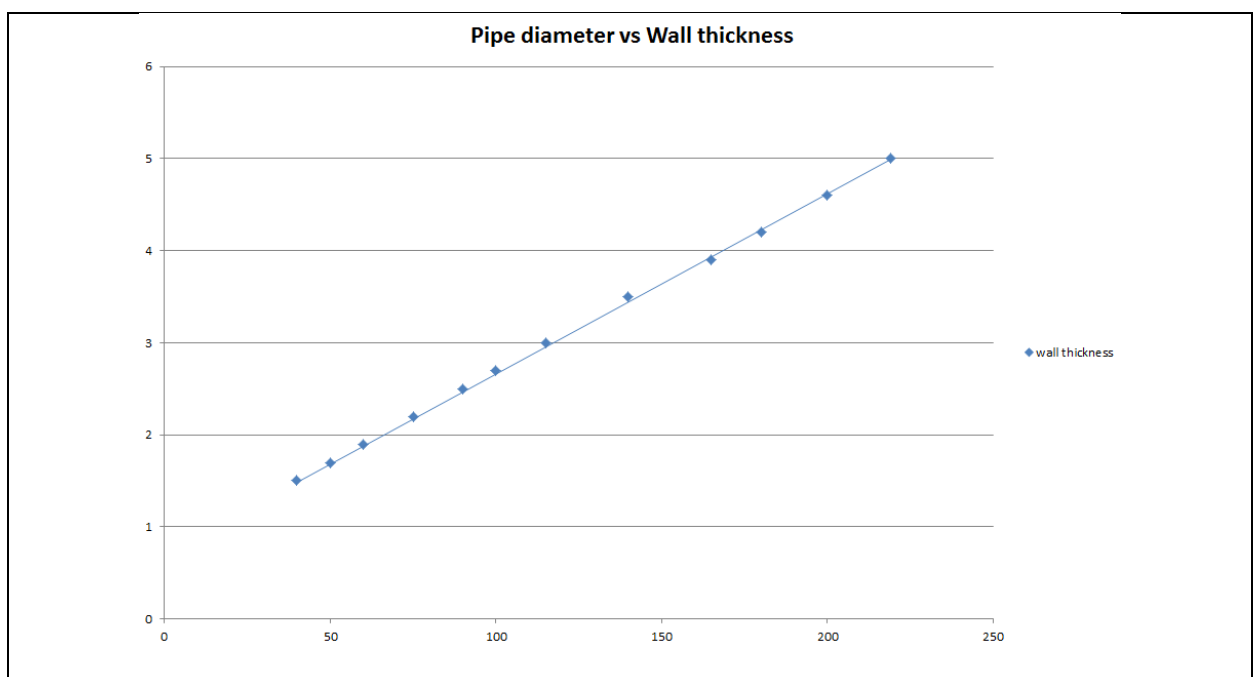


A.3.5.1 Single side penetration seal with pipes

Services	Maximum Aperture	Insulation, minimum thickness and density	Classification
Up to 12 mm diameter Copper pipe 0.9-14.2 mm wall	1200 x 600 mm	20 mm Stone wool insulation 80 kg/m ³	E 240 C/U, EI 45 C/U
Up to 54 mm diameter Copper pipe 0.9-14.2 mm wall	1200 x 600 mm		E 240 C/U
	2400 mm x 1200 mm	E 120 C/U	
114 mm diameter mild or stainless steel pipe 11-14.2 mm wall	600 x 1200 mm	None	E 240 C/C, EI 20 C/C
	2400 mm x 1200 mm		E 120 C/C, EI 20 C/C

Services	Maximum Aperture	Insulation, minimum thickness and density	Classification
Mild or stainless steel pipe			
40 mm diameter/1.5-14.2 mm wall*	600 x 1200 mm	20 mm Stone wool insulation 80 kg/m ³	E 240 C/U, EI 60 C/U
40 mm diameter/1.5-14.2 mm wall*		30 mm Stone wool insulation 80 kg/m ³	E 240 C/U, EI 90 C/U
50 mm diameter/1.7-14.2 mm wall*			
60 mm diameter/1.8-14.2 mm wall*			
75 mm diameter/2.1-14.2 mm wall*			
90 mm diameter/2.3-14.2 mm wall*			
100 mm diameter/2.5-14.2 mm wall*			
115 mm diameter/2.8-14.2 mm wall*			
140 mm diameter/3.2-14.2 mm wall*			
165 mm diameter/ 3.6-14.2 mm wall*			
180 mm diameter/ 3.9-14.2 mm wall*			
200 mm diameter/ 4.2-14.2 mm wall*			
219 mm diameter/ 4.5-14.2 mm wall*			
40 mm diameter/1.5-14.2 mm wall*	2400 mm wide by 1200 mm high	20 mm Stone wool insulation 80 kg/m ³	E 120 C/U, EI 60 C/U
40 mm diameter/1.5-14.2 mm wall*		30 mm Stone wool insulation 80 kg/m ³	E 120 C/U, EI 90 C/U
50 mm diameter/1.7-14.2 mm wall*			
60 mm diameter/1.8-14.2 mm wall*			
75 mm diameter/2.1-14.2 mm wall*			
90 mm diameter/2.3-14.2 mm wall*			
100 mm diameter/2.5-14.2 mm wall*			
115 mm diameter/2.8-14.2 mm wall*			
140 mm diameter/3.2-14.2 mm wall*			
165 mm diameter/ 3.6-14.2 mm wall*			
180 mm diameter/ 3.9-14.2 mm wall*			
200 mm diameter/ 4.2-14.2 mm wall*			
219 mm diameter/ 4.5-14.2 mm wall*			

* Typical pipe diameters shown, see below graph for intermediate sizes

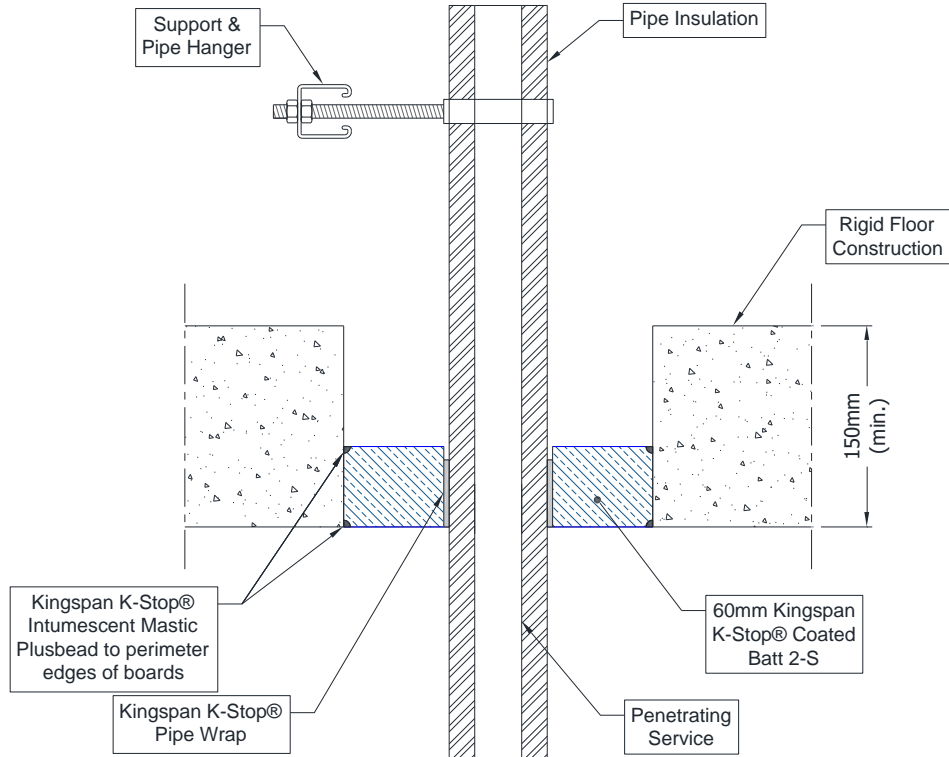


Services	Maximum Aperture	Insulation (minimum)	Classification
Geberit Mepla MLC (PE-Xb/Aluminium/PE-HD pipe)			
16 mm diameter/2.25 mm wall	75 x 75 mm	500 mm long, 20 mm Stone wool insulation 80 kg/m ³	E 240 C/C, EI 180 C/C
16 mm diameter/2.25 mm wall	600 x 1200 mm		E 240 C/C, EI 90 C/C
20 mm diameter/2.5 mm wall			
26 mm diameter/3 mm wall			
32 mm diameter/3 mm wall			
40 mm diameter/3.5 mm wall			
50 mm diameter/4 mm wall			
63 mm diameter/4.5 mm wall			
75 mm diameter/4.7 mm wall			
16 mm diameter/2.25 mm wall	2400 mm x 1200 mm		E 120 C/C, EI 90 C/C
20 mm diameter/2.5 mm wall			
26 mm diameter/3 mm wall			
32 mm diameter/3 mm wall			
40 mm diameter/3.5 mm wall			
50 mm diameter/4 mm wall			
63 mm diameter/4.5 mm wall			
75 mm diameter/4.7 mm wall			

A.3.6 Pipe penetration seal with 1x Kingspan K-Stop® Coated Batt 2-S

Penetration Seal: CS (Continuous Sustained) insulated metallic pipes fitted at any position within the aperture, with 60 mm Kingspan K-Stop® Coated Batt 2-S to either side of the floor (or anywhere in between). Kingspan K-Stop® Pipe Wraps are required to be fitted around combustible pipe insulation. Maximum aperture size 2400 mm x 1200 mm

Construction details:



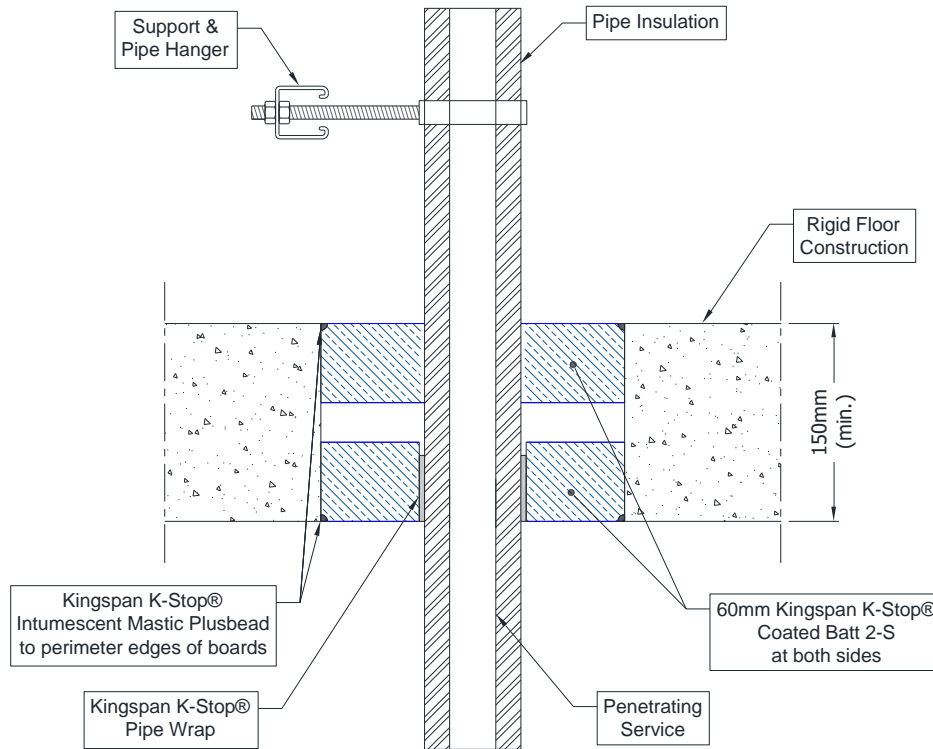
A.3.6.1 Single side penetration seal with pipes

Services	Wrap	Insulation	Classification
Mild or stainless steel pipe 165 mm diameter/ 4.5-14.2 mm wall	50 x 3.6 mm Kingspan K-Stop® Pipe Wrap fitted at bottom of seal	13 mm elastomeric insulation min. class B-s3, d0	E 90 C/U, EI 45 C/U
		19 mm elastomeric insulation min. class B-s3, d0	EI 90 C/U
	Not required	25-40 mm stone wool min. 80 kg/m ³	E 90 C/U, EI 60 C/U

A.3.7 Pipe penetration seal with 2x Kingspan K-Stop® Coated Batt 2-S

Penetration Seal: CS (Continuous Sustained) insulated metallic pipes fitted at any position within the aperture, with 60 mm Kingspan K-Stop® Coated Batt 2-S to both sides of the floor. Kingspan K-Stop® Pipe Wraps are required to be fitted around combustible pipe insulation at the soffit. Maximum aperture size 2400 mm x 1200 mm

Construction details:



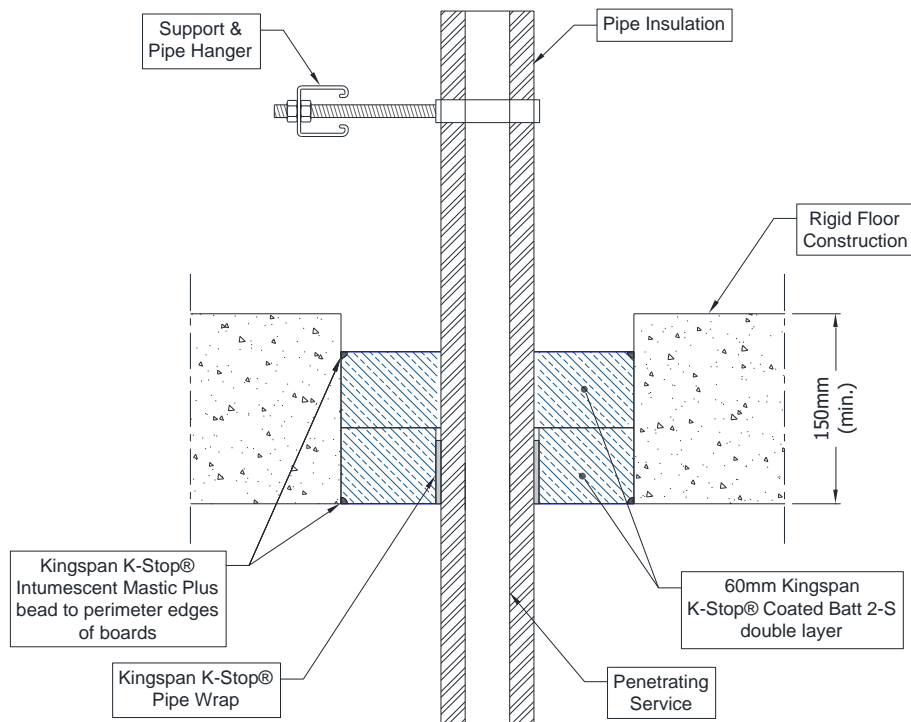
A.3.7.1 Double side penetration seal with pipes

Services	Wrap	Insulation	Classification
Mild or stainless steel pipe			
Up to 40 mm diameter/ 1-14.2 mm wall	50 x 1.8 mm Kingspan K-Stop® Pipe Wrap	13 mm elastomeric insulation min. class B-s3, d0	E 180 C/U, EI 120 C/U

A.3.8 Pipe penetration seal with 2x Kingspan K-Stop® Coated Batt 2-S (back to back)

Penetration Seal: CS (Continuous Sustained) insulated metallic and composite pipes fitted at any position within the aperture, with two layers of 60 mm Kingspan K-Stop® Coated Batt 1-S installed together to either side of the floor (or anywhere in between). Kingspan K-Stop® Pipe Wraps are required to be fitted around combustible pipe insulation at the bottom of the seal. Maximum aperture size 2400 mm x 1200 mm

Construction details:



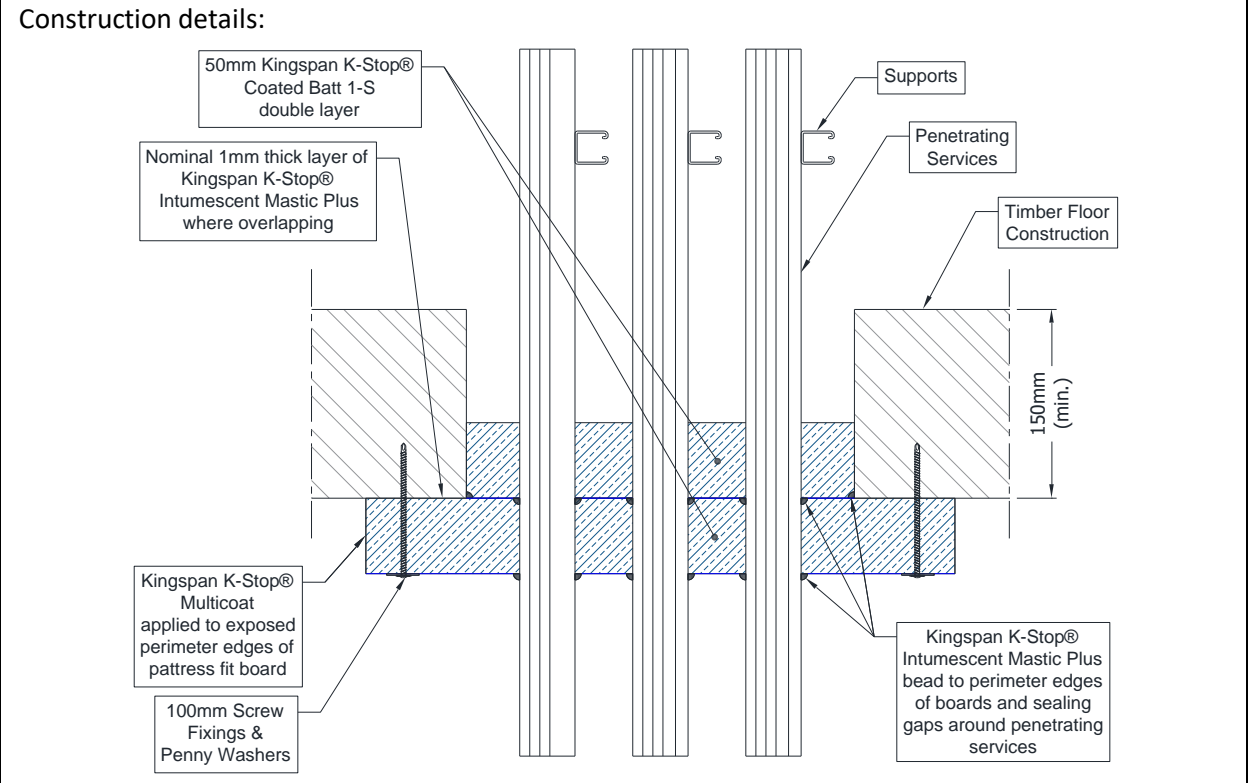
A.3.8.1 Back to back penetration seal with pipes

Services	Wrap	Insulation	Classification
Copper pipe			
12-54 mm diameter/1-1.2 mm wall	50 x 3.6 mm Kingspan K-Stop® Pipe Wrap fitted to the bottom of the seal	9-13 mm elastomeric insulation min. class B-s3, d0	E240 C/C, EI 60 C/C
12-54 mm diameter/1-1.2 mm wall		13-25 mm elastomeric insulation min. class B-s3, d0	E 180 C/C, EI 45 C/C
Geberit Mepla MLC (PE-Xb/Aluminium/PE-HD pipe)			
16 mm diameter/2.25 mm wall	50 x 3.6 mm Kingspan K-Stop® Pipe Wrap fitted to the bottom of the seal	9 mm elastomeric insulation min. class B-s3, d0	EI 120 C/C
20 mm diameter/2.5 mm wall			
26 mm diameter/3 mm wall			
32 mm diameter/3 mm wall			
40 mm diameter/3.5 mm wall			
50 mm diameter/4 mm wall			
63 mm diameter/4.5 mm wall		13-25 mm elastomeric insulation min. class B-s3, d0	E 60 C/C, EI 45 C/C
75 mm diameter/4.7 mm wall			
16 mm diameter/2.25 mm wall			
20 mm diameter/2.5 mm wall			
26 mm diameter/3 mm wall			
32 mm diameter/3 mm wall			
40 mm diameter/3.5 mm wall			
50 mm diameter/4 mm wall			
63 mm diameter/4.5 mm wall			
75 mm diameter/4.7 mm wall			

A.4 Timber floor constructions according to 2. 2) with floor thickness of minimum 150 mm

A.4.1 Cable penetration seal with 2x Kingspan K-Stop® Coated Batt 1-S

Penetration Seal: Cables fitted at any position within the aperture, with 2 layers of 50 mm Kingspan K-Stop® Coated Batt 1-S within the floor with the coated sides downwards. The external board layer has a minimum 100 mm overlap all around the aperture.



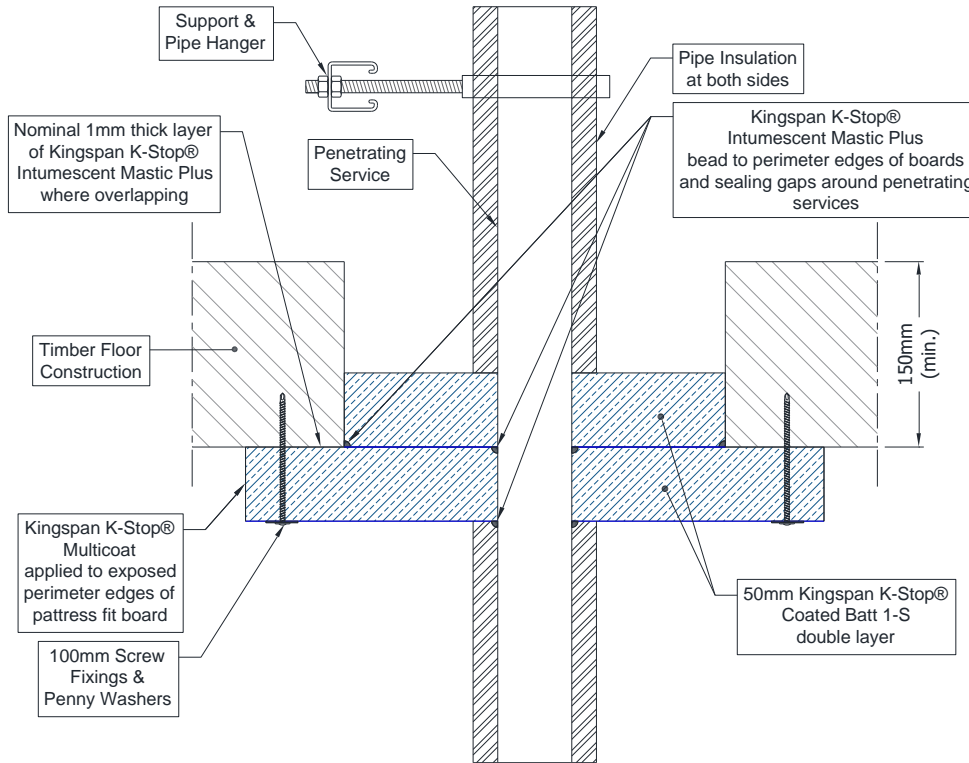
A.4.1.1 Back to back penetration seal with cables

Services	Maximum aperture	Classification
Electrical cables up to 21 mm \varnothing (single, bundled and on trays)	1200 mm x 600 mm	E 90, EI 45
Electrical cables up to 50 mm \varnothing (single, bundled and on trays)		E 90, EI 60
Electrical cables up to 80 mm \varnothing (single, bundled and on trays)		E 90, EI 60
Cables up to 21mm \varnothing in tied bundles up to 100mm \varnothing		E 90, EI 60
Steel cable trays & ladders		E 90, EI 60
Non-sheathed wires up to 24 mm \varnothing		E 90, EI 30
PE-X pipe-in-pipe up to 25 mm diameter / 1.0 mm wall		EI 90 C/C

A.4.2 Pipe penetration seal with 2x Kingspan K-Stop® Coated Batt 1-S

Penetration Seal: 500 mm (min.)* LI (Local Interrupted) or CI (Continuous Interrupted) insulated metallic pipes fitted at any position within the aperture, with 2 layers of 50 mm Kingspan K-Stop® Coated Batt 1-S within the floor with the coated sides downwards. The external board layer has a minimum 100 mm overlap all around the aperture.

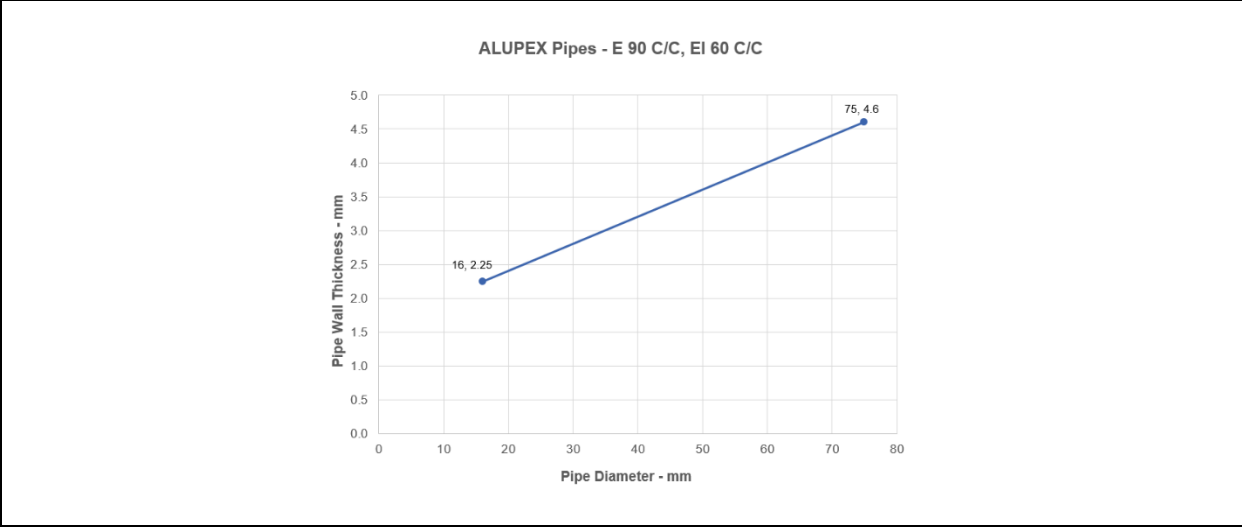
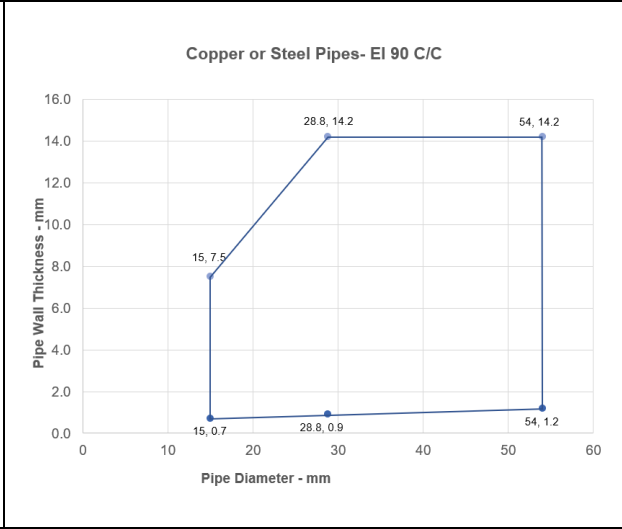
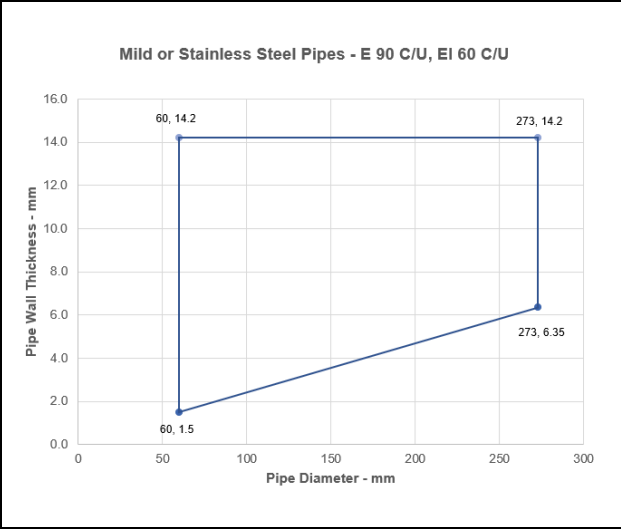
Construction details:



A.4.2.1 Back to back penetration seal with pipes

Services	Max. aperture	Insulation, minimum thickness and density	Classification
Mild or stainless steel pipe	1200 mm x 600 mm	20 mm glass or stone wool insulation 75 kg/m ³	E 90 C/U, EI 60 C/U
60 mm diameter*			
273 mm diameter*			
Copper or steel pipes	1200 mm x 600 mm	20 mm glass or stone wool insulation 75 kg/m ³	EI 90 C/C
15 mm diameter*			
54 mm diameter*			
Alupex pipes	1200 mm x 600 mm	20 mm glass or stone wool insulation 75 kg/m ³	E 90 C/C, EI 60 C/C
16 mm diameter*			
75 mm diameter*			

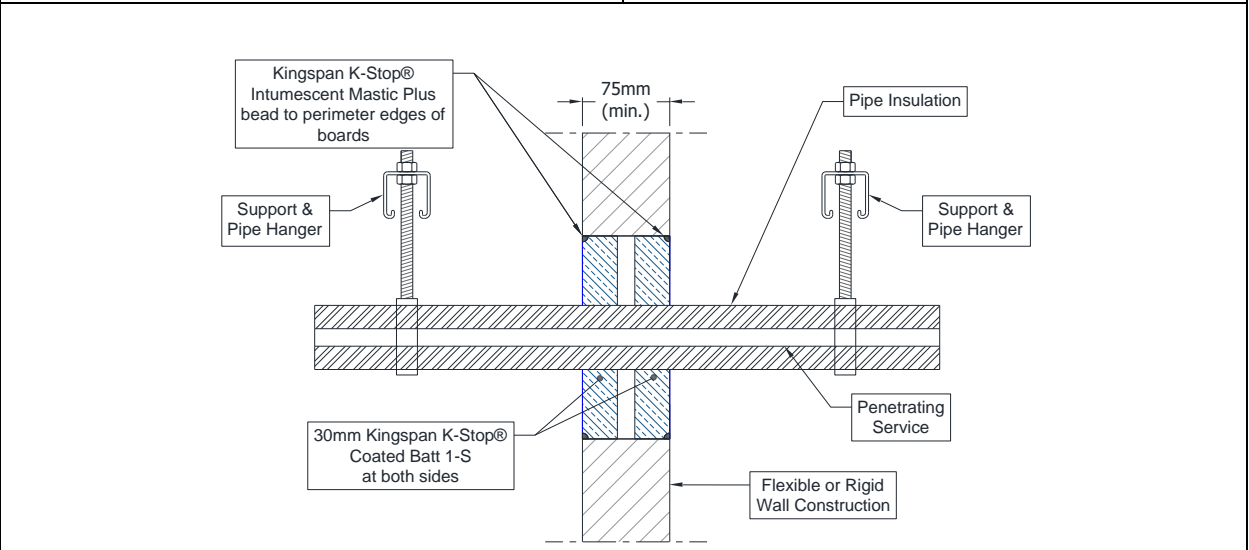
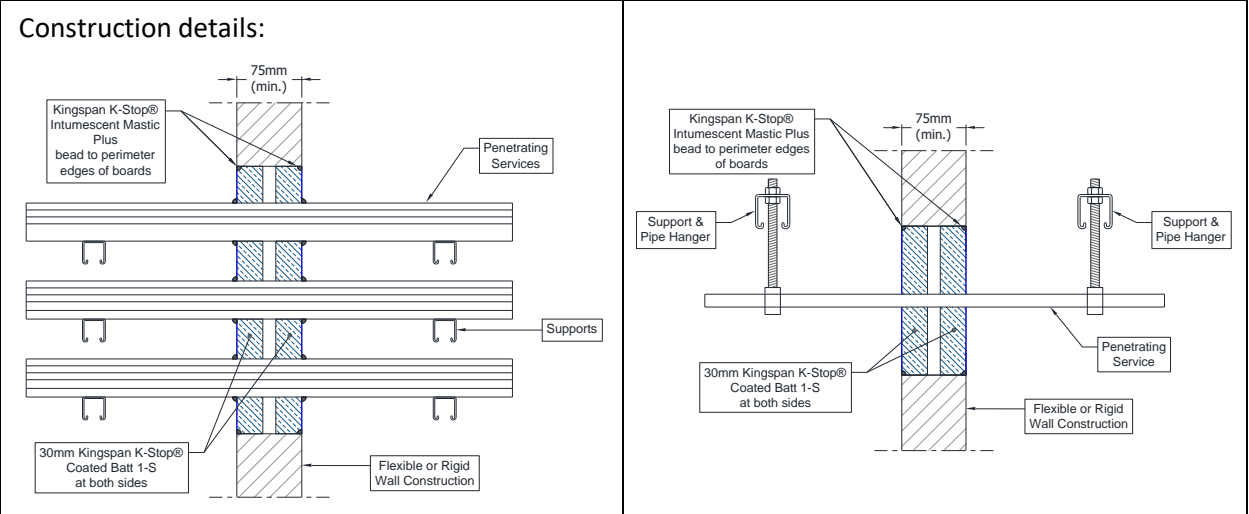
*See below graphs for interpolation pipe sizes



A.5 Flexible or rigid wall constructions according to 2. 2) with wall thickness of minimum 75 mm

A.5.1 Cable penetration seal with 2x Kingspan K-Stop® Coated Batt 30 1-S

Penetration Seal: Cables and pipes fitted at any position within the aperture, with 30 mm Kingspan K-Stop® Coated Batt 1-S to both sides of the wall.



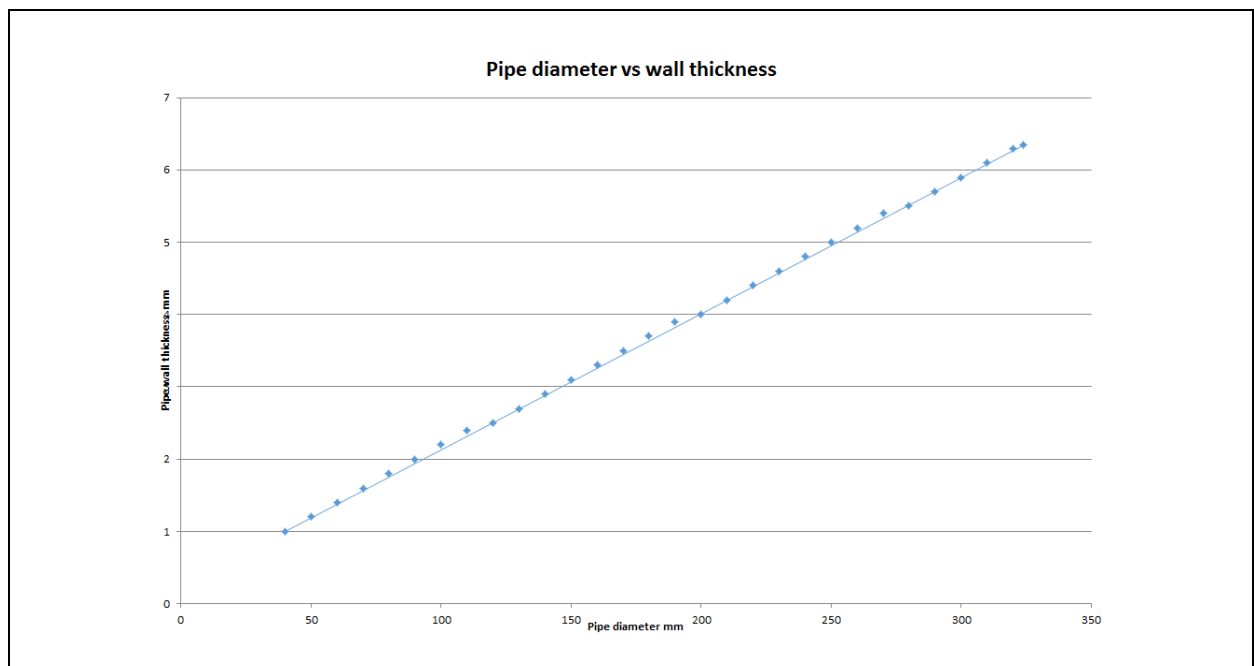
A.5.1.1 Double side penetration seal with cables and pipes

Services	Maximum aperture	Classification
Electrical cables up to 21 mm Ø (single, bundled and on trays)	1200 mm wide x 600 mm high	EI 45
Electrical cables up to 80 mm Ø (single, bundled and on trays)		E 45, EI 30
Cables including telecoms up to 21mm Ø in tied bundles up to 100mm Ø		
Steel cable trays & ladders		
Unsheathed wires up to 24 mm Ø		
Plastic conduits maximum 32 mm diameter		EI 45

Services	Maximum Aperture	Insulation, minimum thickness and density - CS	Classification
Mild or stainless steel pipe	1200 mm wide x 600 mm high	None	EI 45 C/U
4 mm diameter/0.7-14.2 mm wall			E 45 C/U, EI 30 C/U
22 mm diameter/2.0-14.2 mm wall		20 mm Stone wool insulation 80 kg/m ³	EI 45 C/U
40 mm diameter/1.0-14.2 mm wall*			EI 45 C/U
40 mm diameter/1.0-14.2 mm wall*		30 mm Stone wool insulation 80 kg/m ³	
50 mm diameter/1.7-14.2 mm wall*			
60 mm diameter/1.8-14.2 mm wall*			
75 mm diameter/2.1-14.2 mm wall*			
90 mm diameter/2.3-14.2 mm wall*			
100 mm diameter/2.5-14.2 mm wall*			
115 mm diameter/2.8-14.2 mm wall*			
140 mm diameter/3.2-14.2 mm wall*			
165 mm diameter/ 3.6-14.2 mm wall*			
180 mm diameter/ 3.9-14.2 mm wall*			
200 mm diameter/ 4.2-14.2 mm wall*			
219 mm diameter/ 4.5-14.2 mm wall*			
250 mm diameter/ 5.0-14.2 mm wall*			
300 mm diameter/ 5.9-14.2 mm wall*			
324 mm diameter/ 6.35-14.2 mm wall*			

* Typical pipe diameters shown, see below graph for intermediate sizes

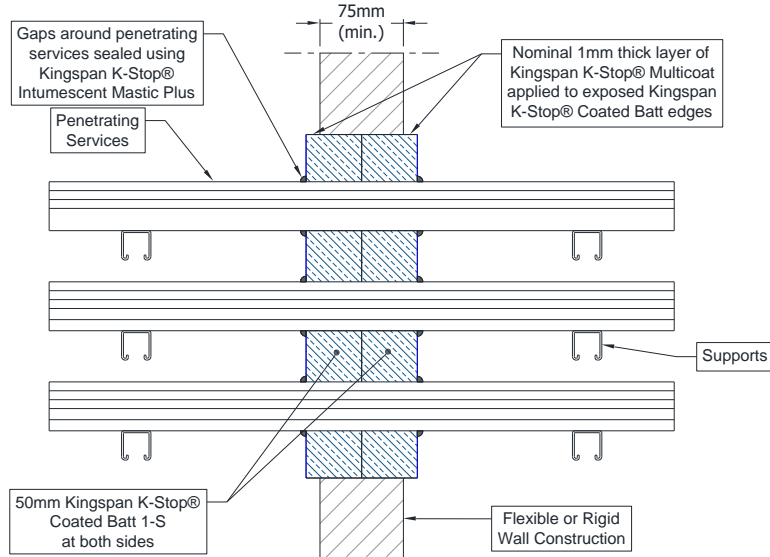
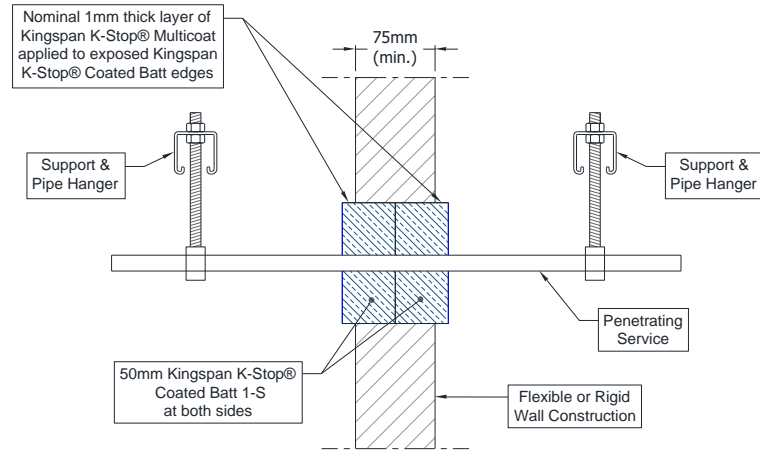
CS – Continuous Sustained



A.5.2 Cable penetration seal with 2x Kingspan K-Stop® Coated Batt 1-S

Penetration Seal: Cables fitted at any position within the aperture, with 50 mm Kingspan K-Stop® Coated Batt 1-S to both sides of the wall.

Construction details:



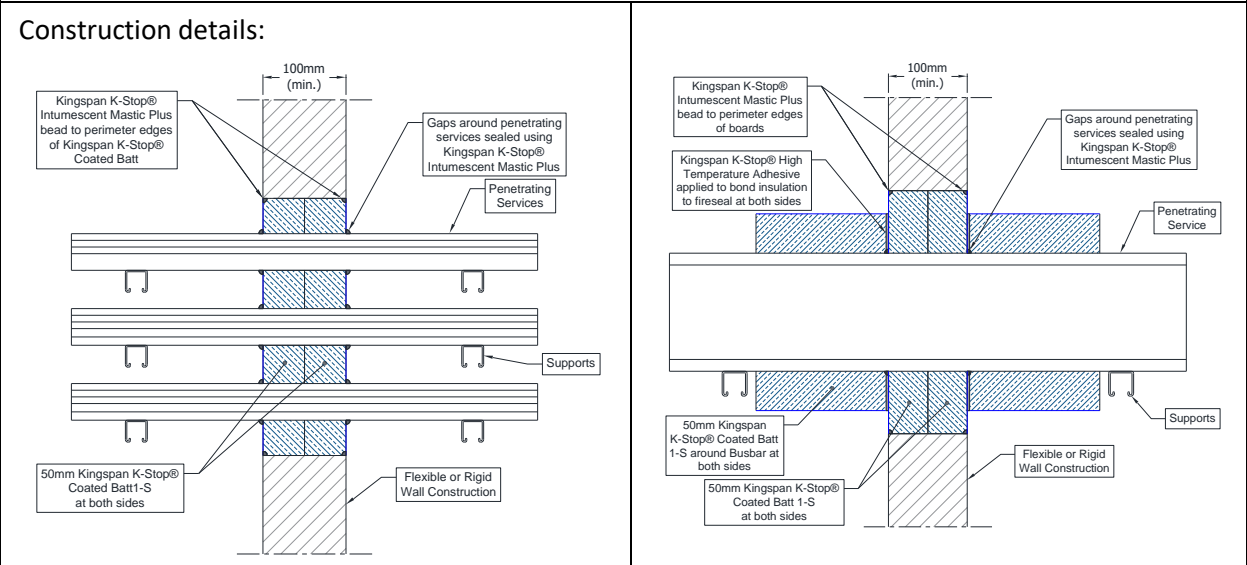
A.5.2.1 Double side penetration seal with cables

Services	Maximum aperture	Classification
None (blank)	As section 2.4)	EI 60
Single electrical cables up to 21 mm Ø		EI 60
Electrical cables up to 80 mm Ø (single, bundled and on trays)		E 60, EI 45
Cables up to 21mm Ø in tied bundles up to 100mm Ø		EI 60
Steel cable trays & ladders		EI 60 C/U
Steel conduit up to 16 mm Ø		E 60 C/U, EI 45 C/U
Copper conduit up to 16 mm Ø		E 60, EI 30
Unsheathed wires up to 24 mm Ø		EI 60 C/U, EI 60 C/C
Plastic conduits up to 16 mm Ø		

A.6 Flexible or rigid wall constructions according to 2. 2) with wall thickness of minimum 100 mm

A.6.1 Cable penetration seal with 2x Kingspan K-Stop® Coated Batt 1-S

Penetration Seal: Cables fitted at any position within the aperture, with 50 mm Kingspan K-Stop® Coated Batt 1-S to both sides of the wall.



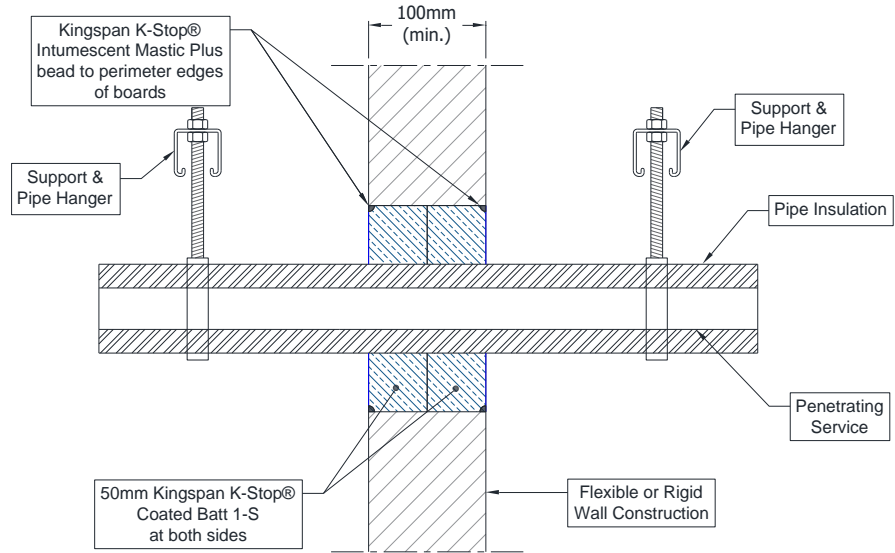
A.6.1.1 Double side penetration seal with electrical services

Services	Maximum aperture	Classification
None (blank)	As section 2.4)	EI 120
Single electrical cables up to 21 mm Ø		E 120, EI 60
Electrical cables up to 80 mm Ø (single, bundled and on trays)		EI 60
Cables up to 21mm Ø in tied bundles up to 100mm Ø		
Steel cable trays & ladders		EI 60 C/U
Steel conduit up to 16 mm Ø		
Copper conduit up to 16 mm Ø		E 60 C/U, EI 45 C/U
Unsheathed wires up to 24 mm Ø		E 60, EI 30
Plastic conduits up to 16 mm Ø		EI 60 C/U, EI 60 C/C
Aluminium bus bars up to 592 by 150 mm and cross section up to 5275 mm ²		E 120, EI 30
Aluminium bus bars up to 592 by 150 mm and cross section up to 5275 mm ² , insulated both sides with 500 mm long by 50 mm thick Kingspan K-Stop® Coated Batt 1-S, bonded to the fire seal with Kingspan K-Stop® High Temperature Adhesive and fixed with 3 pcs 80 mm pig-tails in the corners 150 mm apart	E 120, EI 90	

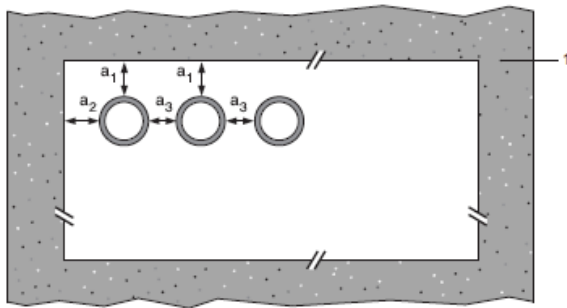
A.6.2 Pipe penetration seal with 2x Kingspan K-Stop® Coated Batt 1-S

Penetration Seal: CS (Continuous Sustained) insulated metallic pipes fitted at any position within the aperture, with 50 mm Kingspan K-Stop® Coated Batt 1-S to both sides of the wall. Minimum separation and maximum aperture according to 2.4) (Configuration 1 & 2).

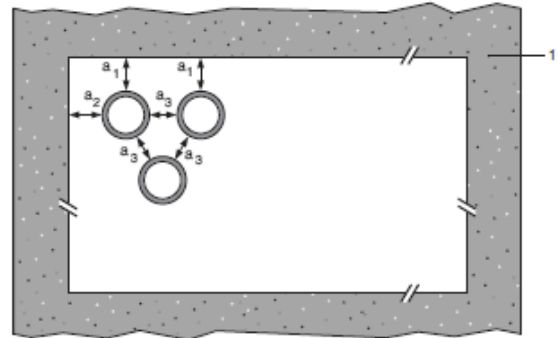
Construction details:



Configuration 1:



Configuration 2:

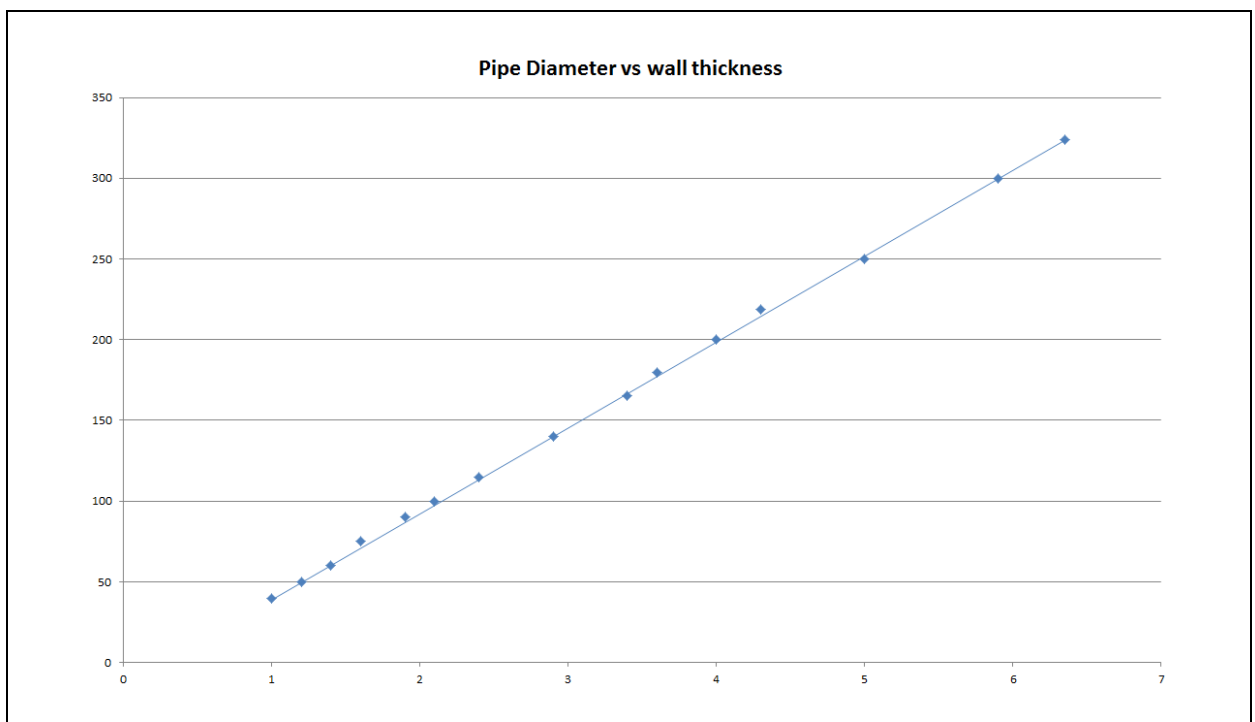


Key

- 1 Supporting construction
- a1 Pipe / top edge of seal separation
- a2 Pipe / side edge of seal separation
- a3 Pipe / pipe separation

A.6.2.1 Double side penetration seal with pipes

Services	Insulation	Classification
Mild or stainless steel pipe		
40 mm diameter/1-14.2 mm wall	20 mm thick stone, mineral wool min. 80 kg/m ³	EI 120 C/U
40 mm diameter/1-14.2 mm wall*	30-80 mm thick stone, mineral wool min. 80 kg/m ³	
50 mm diameter/1.2-14.2 mm wall*		
60 mm diameter/1.4-14.2 mm wall*		
75 mm diameter/1.6-14.2 mm wall*		
90 mm diameter/1.9-14.2 mm wall*		
100 mm diameter/2.1-14.2 mm wall*		
115 mm diameter/2.4-14.2 mm wall*		
140 mm diameter/2.9-14.2 mm wall*		
165 mm diameter/ 3.4-14.2 mm wall*		
180 mm diameter/ 3.6-14.2 mm wall*		
200 mm diameter/ 4.0-14.2 mm wall*		
219 mm diameter/ 4.3-14.2 mm wall*		
250 mm diameter/ 5.0-14.2 mm wall*		
300 mm diameter/ 5.9-14.2 mm wall*		
324 mm diameter/ 6.35-14.2 mm wall*		
PEX pipe in pipe system		
15 mm diameter x 2.5 mm wall inner /25mm diameter outer	None	EI 90 C/C

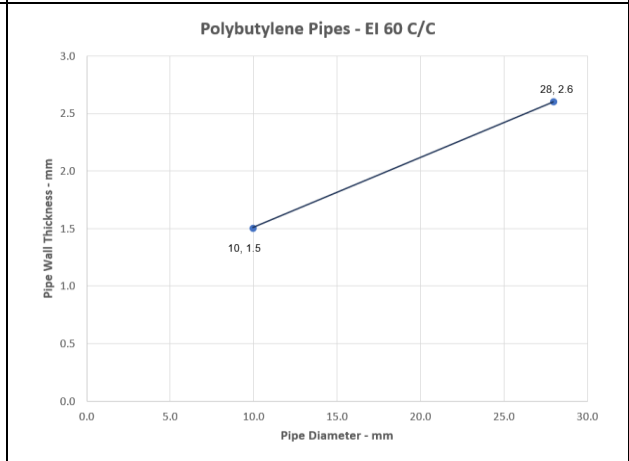
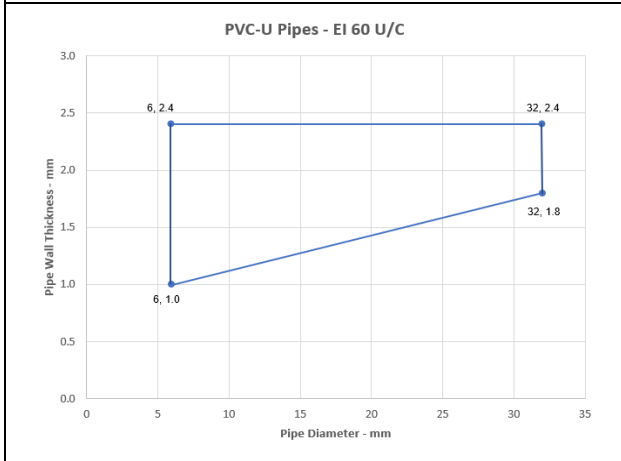
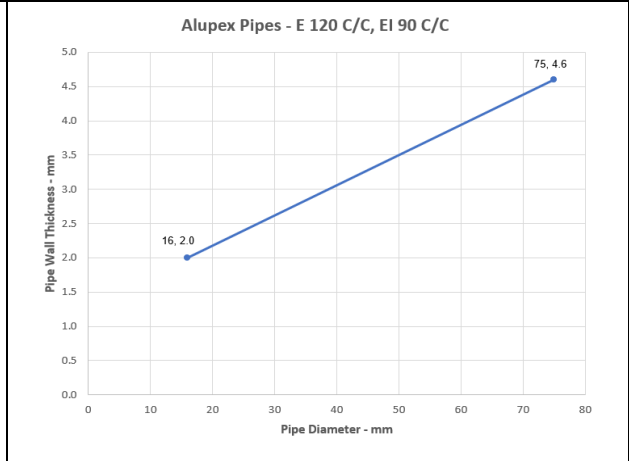
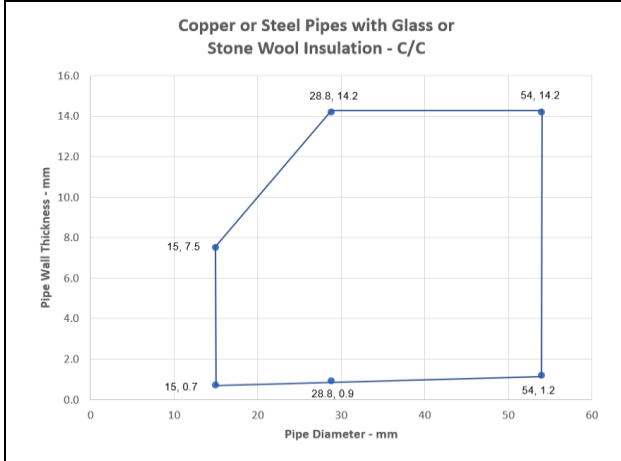
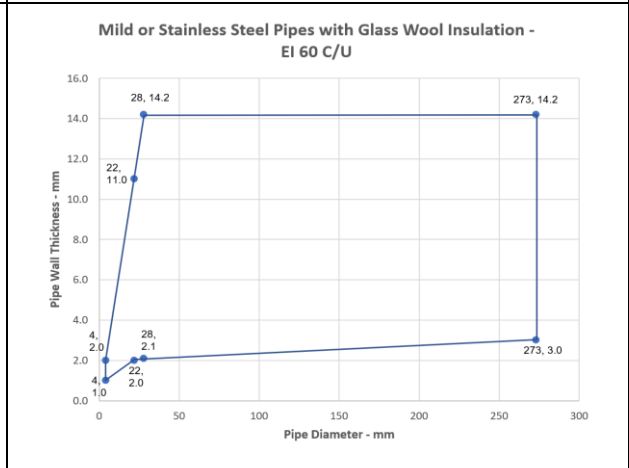
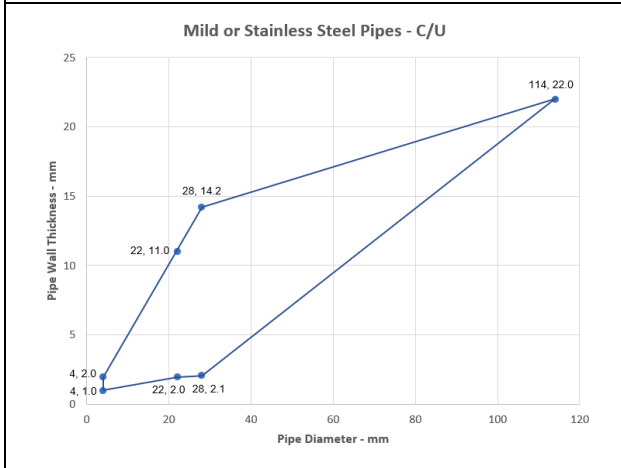
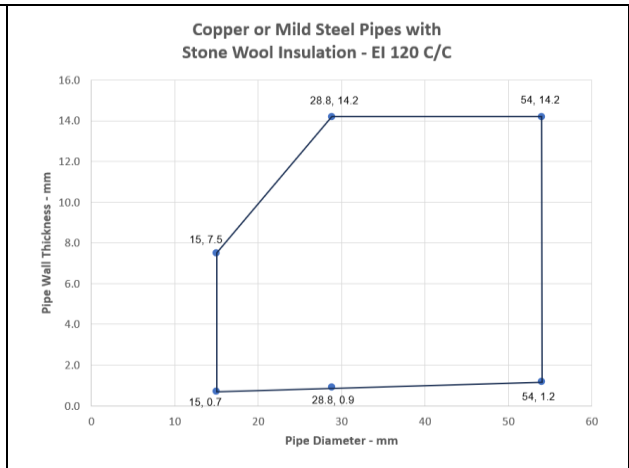
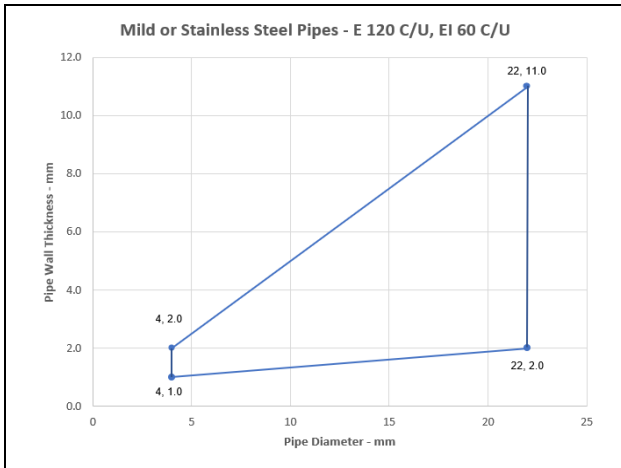


Services	Insulation	Classification
Mild or stainless steel pipe		
4 mm diameter*	None	EI 120 C/U
5-22 mm diameter*		E 120 C/U, EI 60 C/U
23-114 mm diameter*		E 90 C/U, EI 20 C/U
Up to 273 mm diameter/0.7-14.2 mm wall*	30-60 mm thick glass wool min. 75 kg/m ³	EI 60 C/U
Copper, mild or stainless steel pipe		
Up to 6 mm diameter/0.7-14.2 mm wall	None	E 120 C/C, EI 60 C/C
Up to 15 mm diameter/0.7-7.5 mm wall	20 mm thick glass or stone wool min. 75 kg/m ³	EI 60 C/C
16-54 mm diameter/0.7-14.2 mm wall*		E 60 C/C, EI 45 C/C
Up to 54 mm diameter/0.7-14.2 mm wall*	20-60 mm thick stone wool min. 80 kg/m ³	EI 120 C/C
Up to 54 mm diameter/0.7-14.2 mm wall*	20-40 mm thick glass or stone wool min. 75 kg/m ³	E 120, EI 45 C/C
Up to 54 mm diameter/0.7-14.2 mm wall*	30-60 mm thick glass or stone wool min. 75 kg/m ³	EI 60 C/C
Alupex pipe		
16 -20 mm diameter/2.0 mm wall	None	EI 120 C/C
16 mm diameter/2.0-2.25 mm wall	20 mm thick glass or stone wool min. 75 kg/m ³	E 120 C/C, EI 90 C/C
16-75 mm diameter*	25-60 mm thick glass or stone wool min. 75 kg/m ³	E 120 C/C, EI 90 C/C
Gas pipe		
DN 40 mm semi-rigid steel gas pipe	None	EI 120 C/C
DN 12-39 mm semi-rigid steel gas pipe		E 120 C/C, EI 60 C/C
PVC- pipe		
6 mm diameter*	None	EI 120 U/C
7-32 mm diameter*		EI 60 U/C
32 mm diameter*		EI 90 U/C
PE [^] pipe		
20 mm diameter/2.0 mm wall	None	E 120 U/C, EI 90 U/C
21-32 mm diameter/2.0-3.0 mm wall		EI 60 U/C
32 mm diameter/3.0 mm wall		EI 90 U/C
PP pipe		
20 mm diameter/2.2 mm wall	None	E 120 U/C, EI 60 U/C
Up to 32 mm diameter/1.8 mm wall		
Up to 32 mm diameter/1.9-4.4 mm wall		EI 45 C/C
Polybutylene pipe		
Up to 28 mm diameter/1.5-2.6 mm wall*	None	EI 60 C/C

*See below graphs for interpolation pipe sizes

~ PVC-U pipe according to EN 1329-1, EN 1452-1 and EN 1453-1 and PVC-C according to EN 1566-1

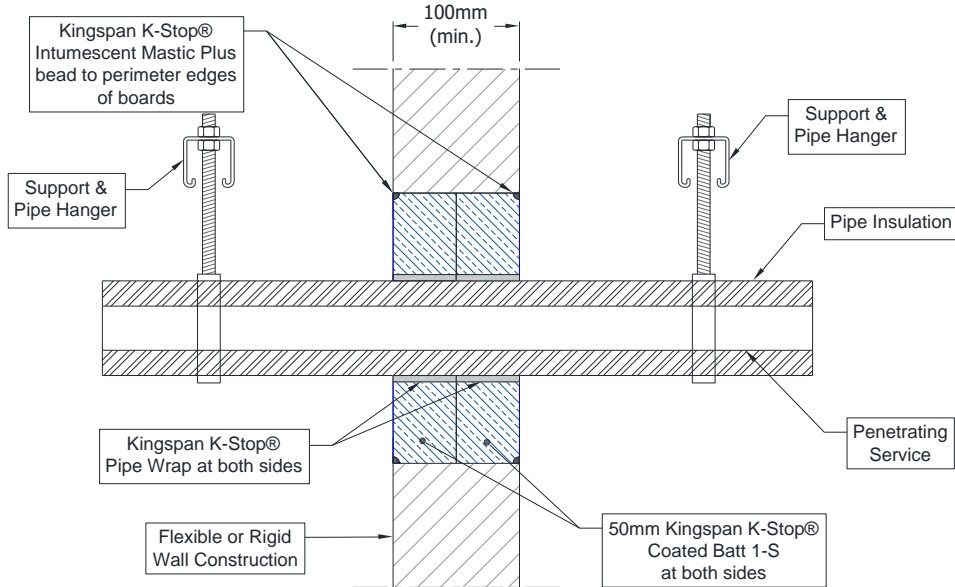
^ PE pipe according to EN 1519-1, EN 12201-2 and EN 12666-1, ABS according to EN 1455-1 and pipes made from SAN+PVC according to EN 1565-1



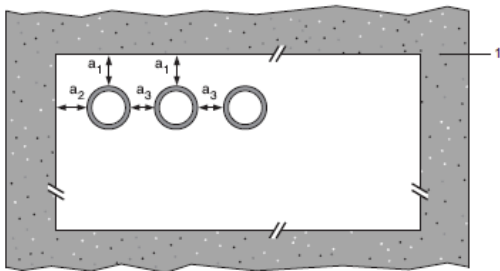
A.6.3 Pipe penetration seal with 2x Kingspan K-Stop® Coated Batt 1-S

Penetration Seal: CS (Continuous Sustained) insulated metallic pipes fitted at any position within the aperture, with 50 mm Kingspan K-Stop® Coated Batt 1-S to both sides of the wall. Kingspan K-Stop® Pipe Wraps are required to be fitted around the pipe insulation. Minimum separation and maximum aperture according to 2.4) (Configuration 1 & 2).

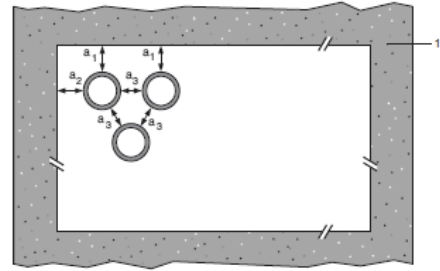
Construction details:



Configuration 1:



Configuration 2:

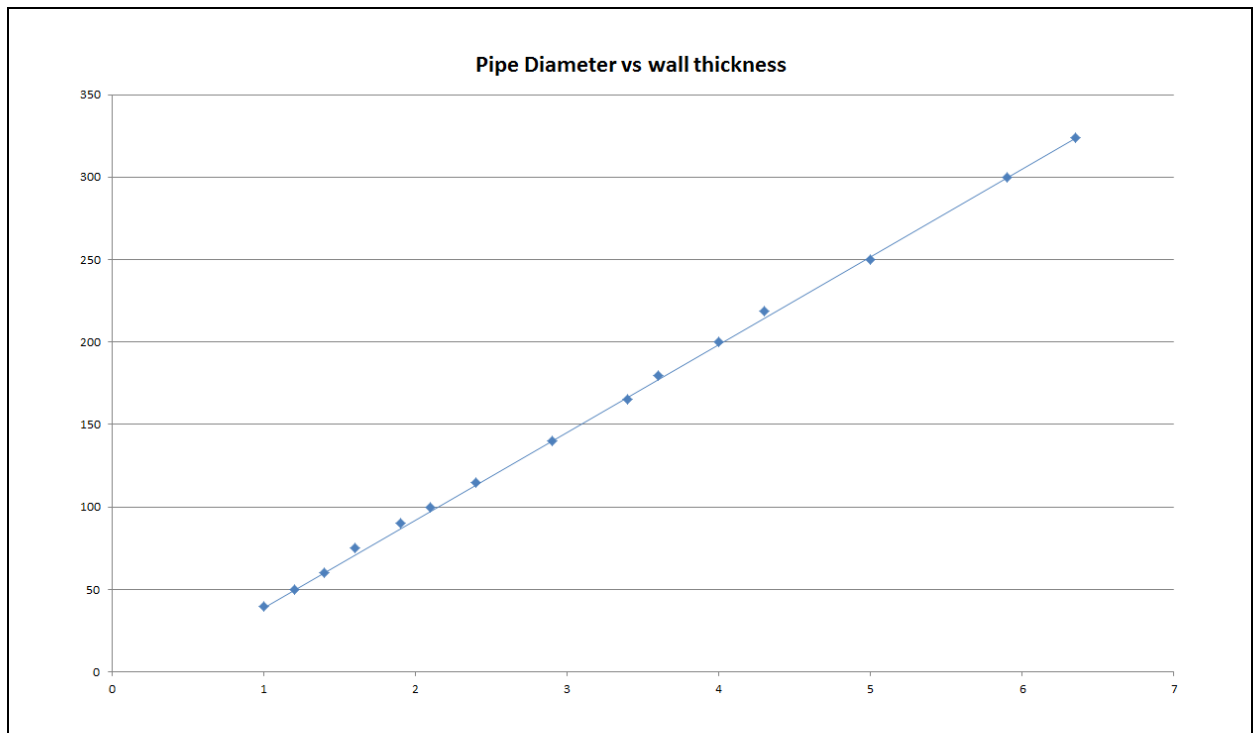


Key

- 1 Supporting construction
- a1 Pipe / top edge of seal separation
- a2 Pipe / side edge of seal separation
- a3 Pipe / pipe separation

A.6.3.1 Double side penetration seal with pipes

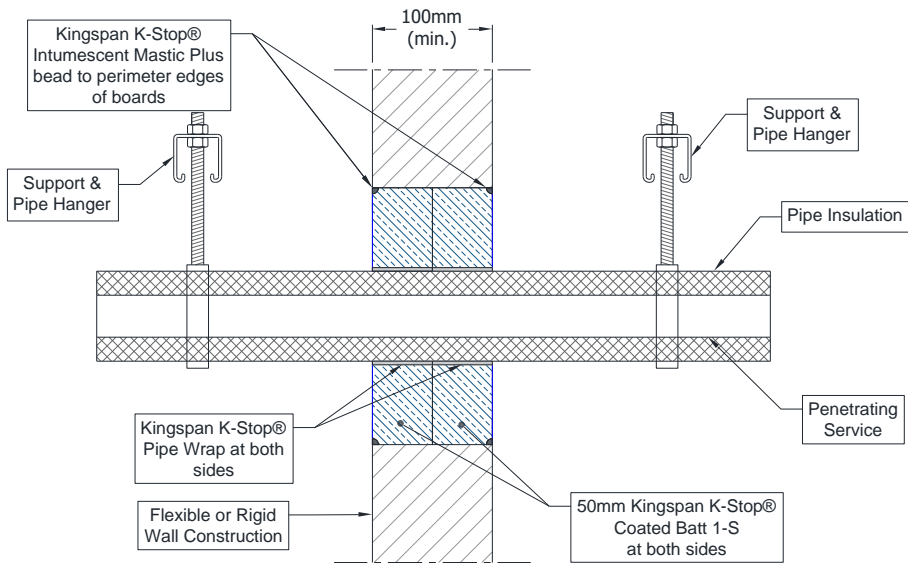
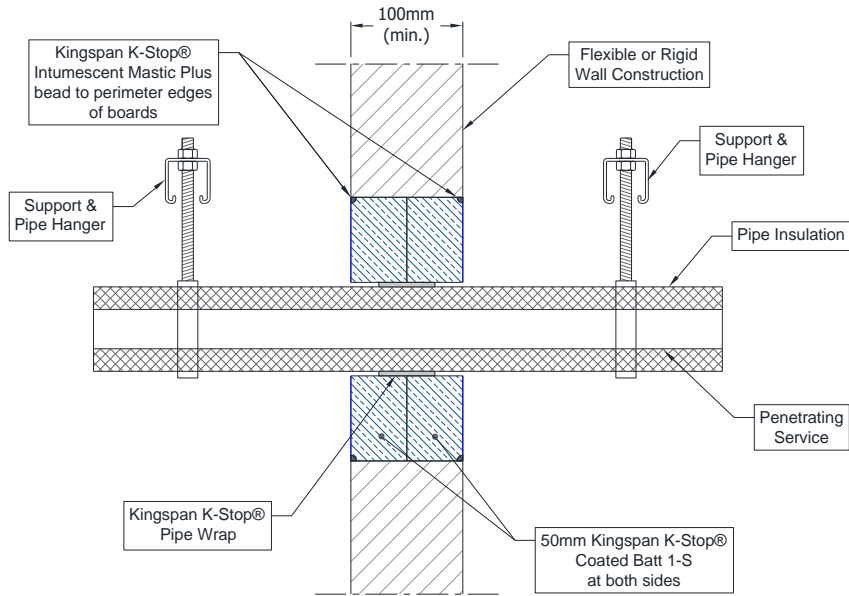
Services	Insulation	Kingspan K-Stop® Pipe Wrap	Classification
Mild or stainless steel pipe	32-50 mm thick Elastomeric insulation minimum class B-s3, d0 or PE Foam insulation	3 layers 50 x 1.8 mm	EI 90 C/U
40 mm diameter/1-14.2 mm wall*			
50 mm diameter/1.2-14.2 mm wall*			
60 mm diameter/1.4-14.2 mm wall*			
75 mm diameter/1.6-14.2 mm wall*			
90 mm diameter/1.9-14.2 mm wall*			
100 mm diameter/2.1-14.2 mm wall*			
115 mm diameter/2.4-14.2 mm wall*			
140 mm diameter/2.9-14.2 mm wall*			
165 mm diameter/ 3.4-14.2 mm wall*			
180 mm diameter/ 3.6-14.2 mm wall*			
200 mm diameter/ 4.0-14.2 mm wall*			
219 mm diameter/ 4.3-14.2 mm wall*			
250 mm diameter/ 5.0-14.2 mm wall*			
300 mm diameter/ 5.9-14.2 mm wall*			
324 mm diameter/ 6.35-14.2 mm wall*			



A.6.4 Pipe penetration seal with 2x Kingspan K-Stop® Coated Batt 1-S

Penetration Seal: CS (Continuous Sustained) insulated metallic pipes fitted at any position within the aperture, with 50 mm Kingspan K-Stop® Coated Batt 1-S to both sides of the wall. Kingspan K-Stop® Pipe Wraps are required to be fitted around the pipe insulation. Minimum separation and maximum aperture according to 2.4).

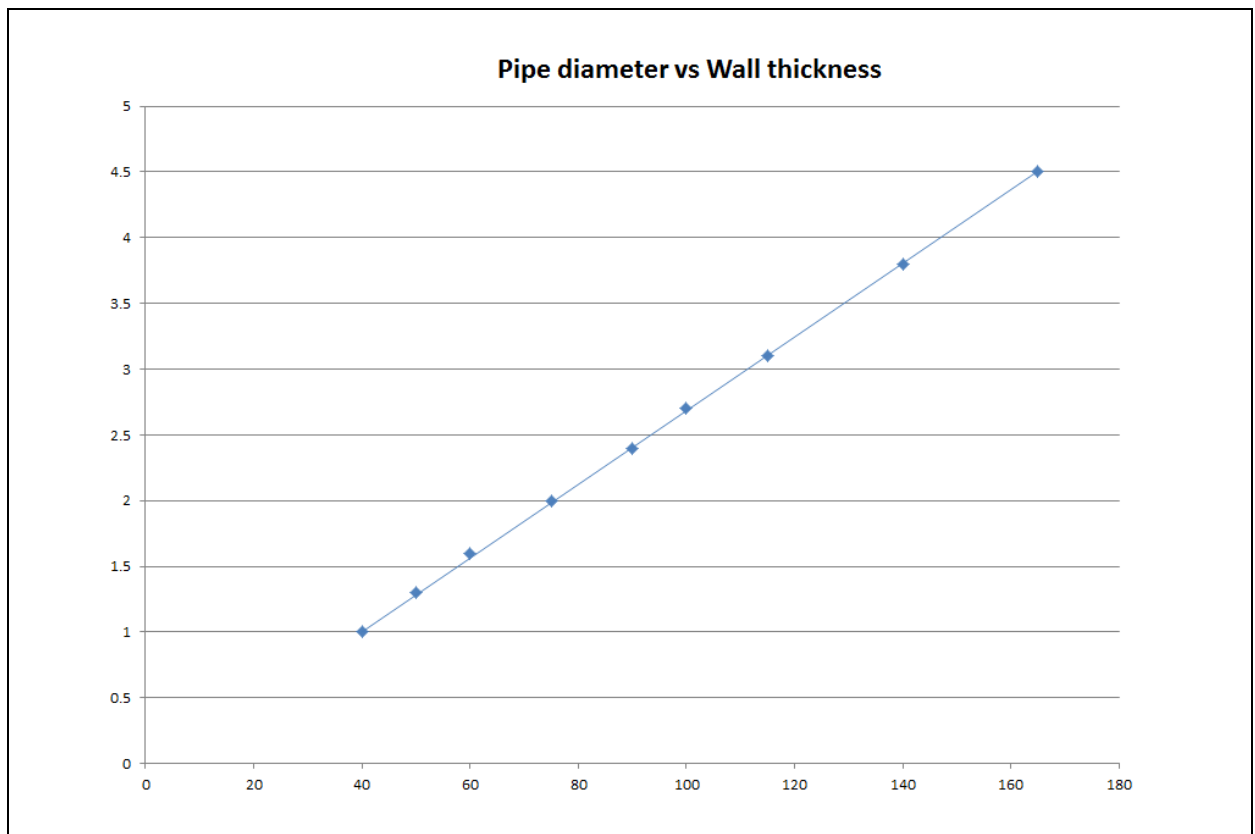
Construction details:



A.6.4.1 Two layer penetration seal with pipes

Services	Wrap	Insulation	Classification
Mild or stainless steel pipe			
Up to 40 mm diameter/1-14.2 mm wall	50 x 1.8 mm Kingspan K-Stop® Pipe Wrap fitted centrally	13 mm elastomeric insulation minimum class B-s3, d0 or PE Foam insulation	EI 120 U/C, EI 120 U/U, EI 120 C/U, EI 120 C/C
Up to 40 mm diameter/1-14.2 mm wall*	2 off 50 x 3.6 mm Kingspan K-Stop® Pipe Wrap, one fitted flush to each face of seal	13 – 32 mm elastomeric insulation minimum class B-s3, d0 or PE Foam insulation	E 120 U/C, E 120 U/U, E 120 C/U, E 120 C/C, EI 60 U/C, EI 60 U/U, EI 60 C/U, EI 60 C/C
50 mm diameter/1.3-14.2 mm wall*			
60 mm diameter/1.6-14.2 mm wall*			
75 mm diameter/2-14.2 mm wall*			
90 mm diameter/2.4-14.2 mm wall*			
100 mm diameter/2.7-14.2 mm wall*			
115 mm diameter/3.1-14.2 mm wall*			
140 mm diameter/3.8-14.2 mm wall*			
165 mm diameter/ 4.5-14.2 mm wall*			

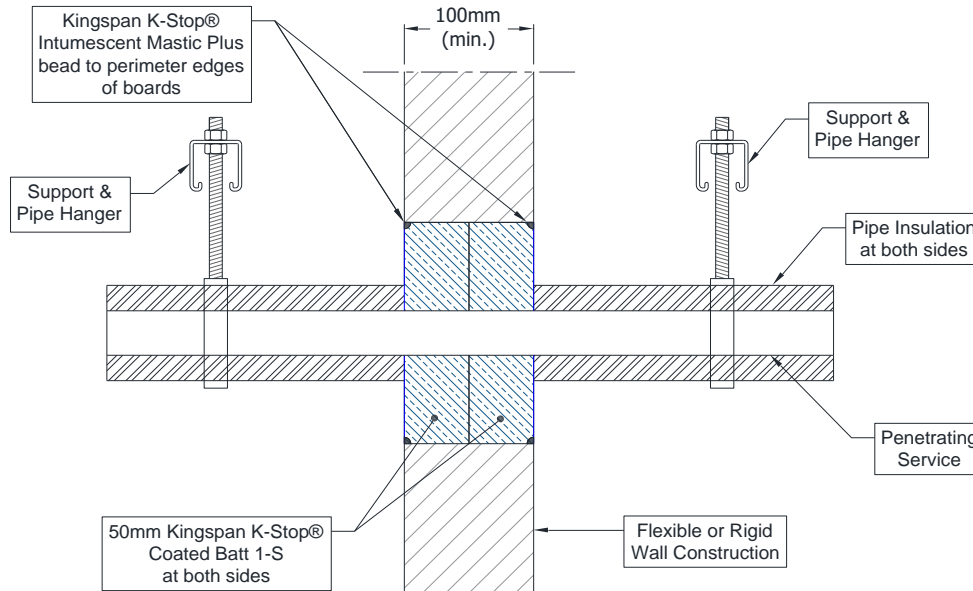
* Typical pipe diameters shown, see below graph for intermediate sizes



A.6.5 Pipe penetration seal with 2x Kingspan K-Stop® Coated Batt 1-S

Penetration Seal: 500 mm (min.) LI (Local Interrupted) or CI (Continuous Interrupted) insulated or uninsulated metallic and composite pipes fitted at any position within the aperture, with 50 mm Kingspan K-Stop® Coated Batt 1-S to both sides of the wall. Minimum separation and maximum aperture according to 2.4).

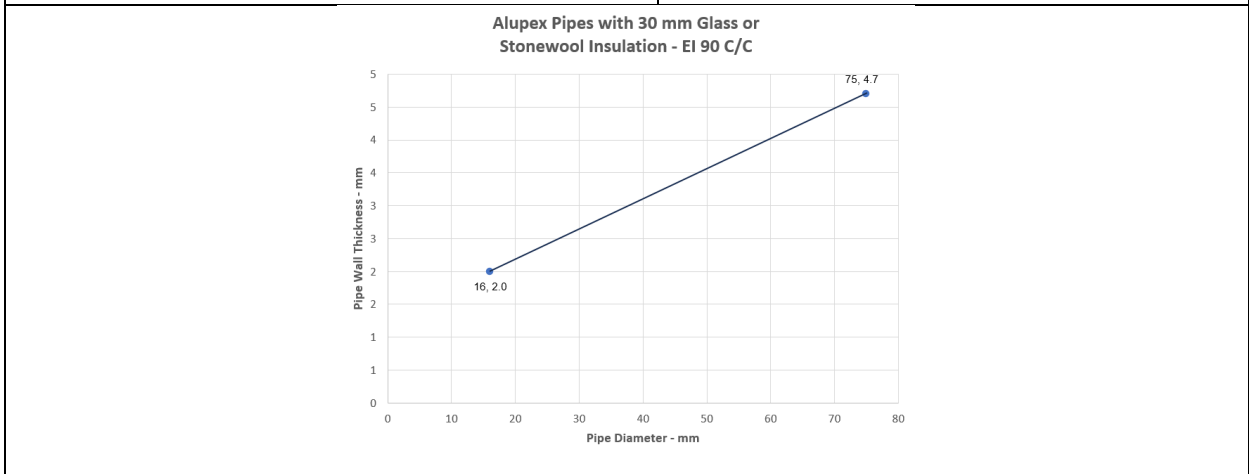
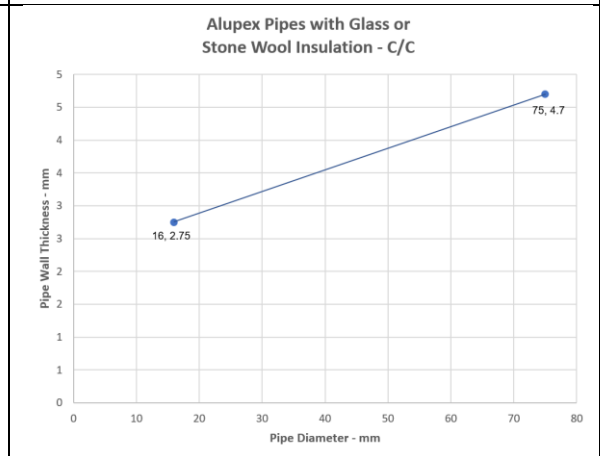
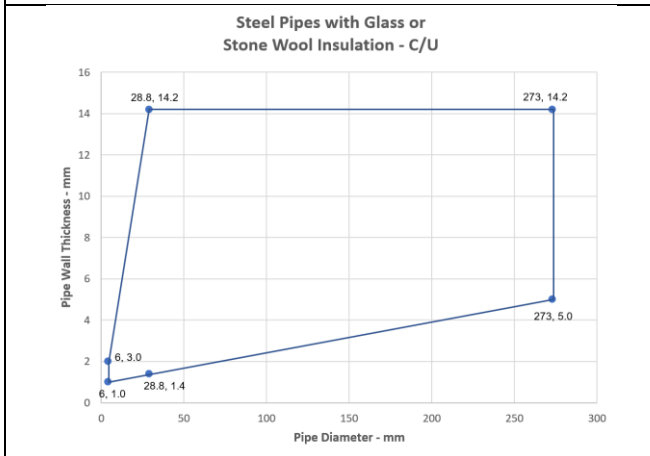
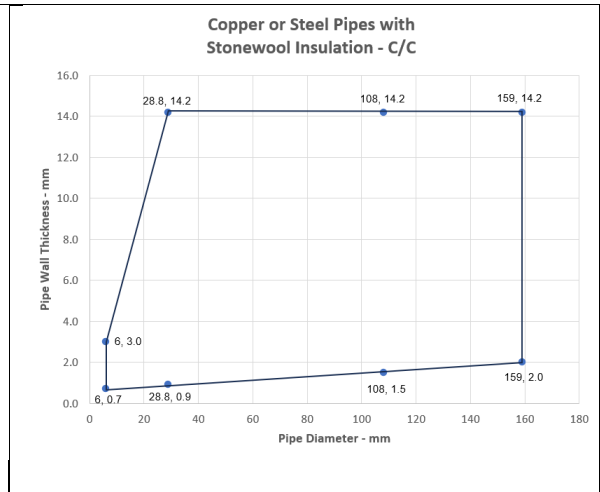
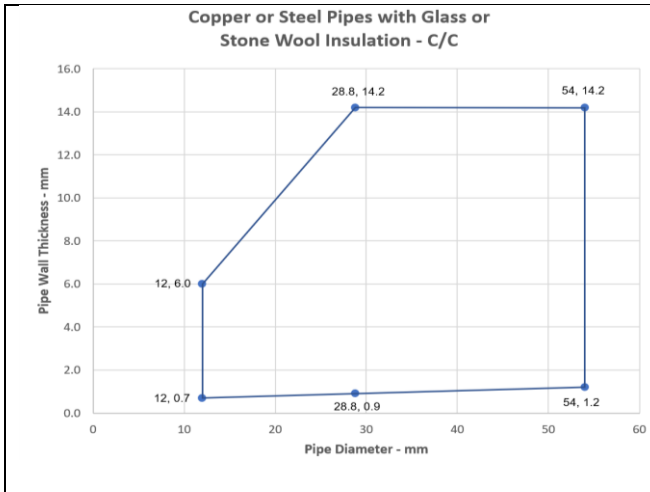
Construction details:



A.6.5.1 Two layer penetration seal with pipes

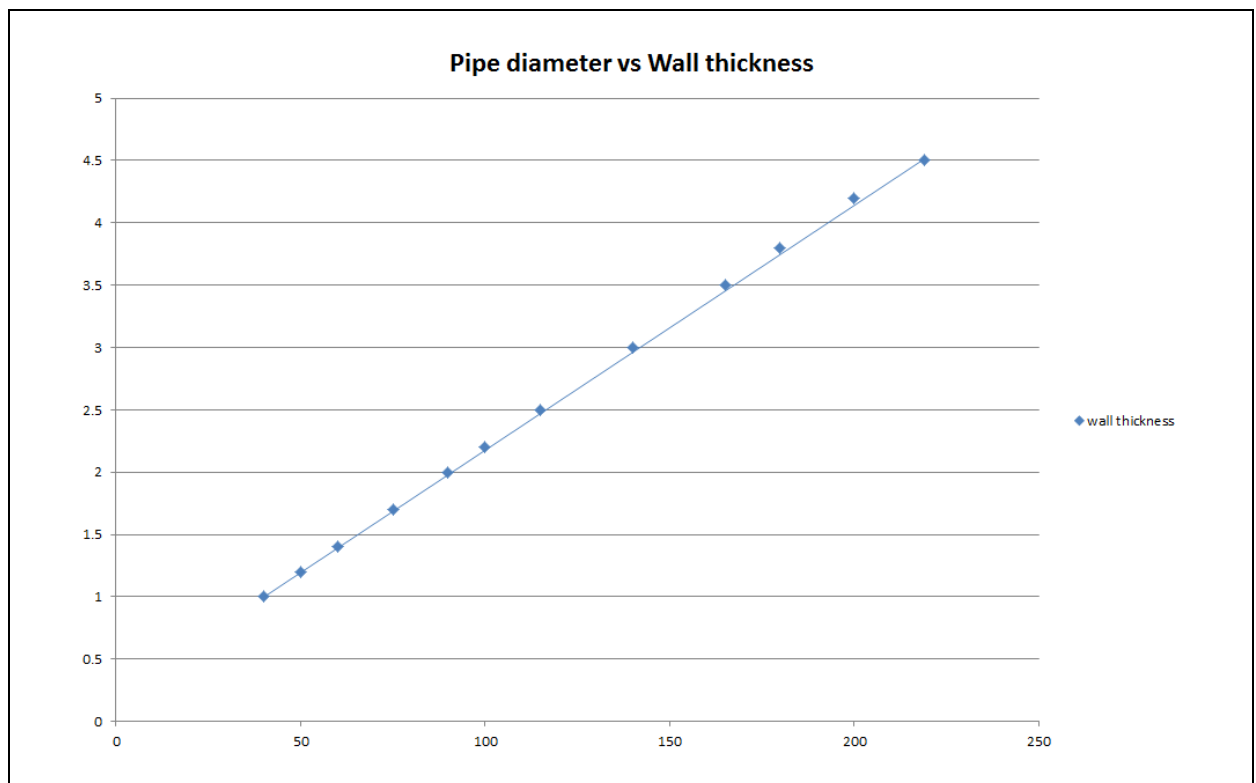
Services	Insulation (minimum thickness and density)	Classification
Copper or steel pipe up to 54 mm diameter/1-14.2 mm wall	20 mm stone wool 80 kg/m ³	EI 120 C/C
Copper or steel pipe up to 54 mm diameter/0.7-14.2 mm wall*	20 mm glass or stone wool 75 kg/m ³	E 90 C/C, EI 60 C/C
Copper or steel pipe up to 108 mm diameter/0.7-14.2 mm wall*	30 mm glass or stone wool 75 kg/m ³	E 120 C/C, EI 30 C/C
Copper pipe up to 159 mm diameter/0.7-14.2 mm wall*	30 mm stone wool 80 kg/m ³ *	E 60, EI 30 C/C
Mild or stainless steel pipe up to 273 mm diameter/1-14.2 mm wall*	30 mm glass or stone wool 75 kg/m ³	E 90 C/U, EI 60 C/U
Alupex pipe up to 75 mm diameter/2.75-4.7 mm wall*	25 mm glass or stone wool 75 kg/m ³	EI 30 C/C
Alupex pipe up to 75 mm diameter/2.0-4.7 mm wall*	30 mm glass or stone wool 75 kg/m ³	EI 90 C/C

* Insulated 100 cm on both sides



Services	Insulation (minimum thickness and density)	Classification
Mild or stainless steel pipe		
40 mm diameter/1-14.2 mm wall	20 mm stone wool 80 kg/m ³	EI 120 C/U
40 mm diameter/1-14.2 mm wall*	30 mm stone wool 80 kg/m ³	E 120 C/U, EI 90 C/U
50 mm diameter/1.2-14.2 mm wall*		
60 mm diameter/1.4-14.2 mm wall*		
75 mm diameter/1.7-14.2 mm wall*		
90 mm diameter/2-14.2 mm wall*		
100 mm diameter/2.2-14.2 mm wall*		
115 mm diameter/2.5-14.2 mm wall*		
140 mm diameter/3-14.2 mm wall*		
165 mm diameter/3.5-14.2 mm wall*		
180 mm diameter/3.8-14.2 mm wall*		
200 mm diameter/4.2-14.2 mm wall*		
219 mm diameter/4.5-14.2 mm wall*		

* Typical pipe diameters shown, see below graph for intermediate sizes

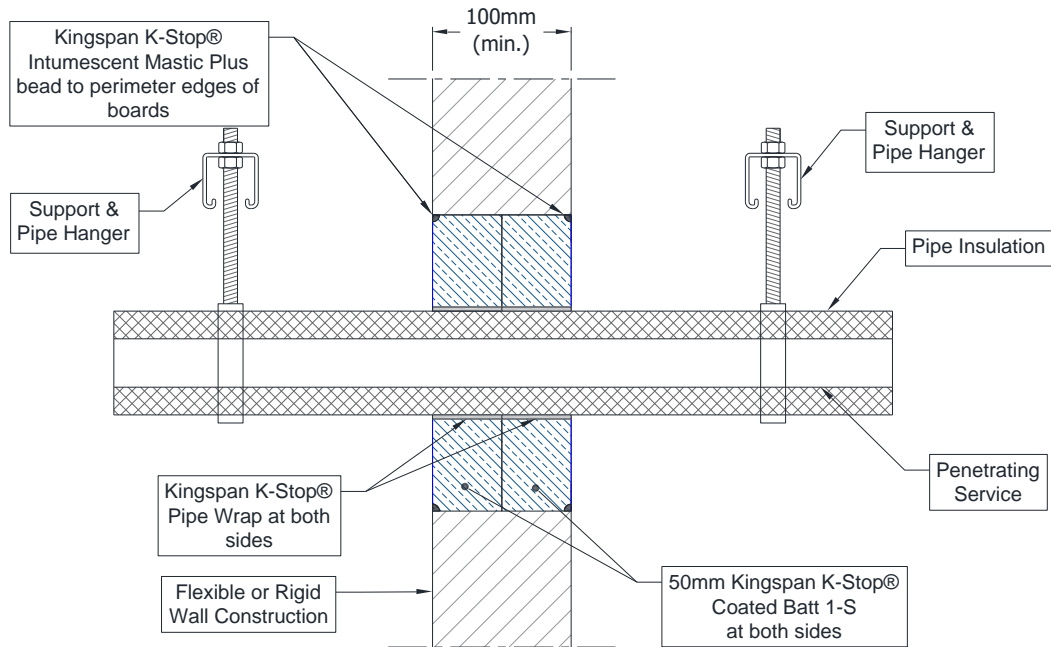


Services	Insulation (minimum thickness and density)	Classification
Alupex pipe	20 mm stone wool 80 kg/m ³	EI 120 C/C
16 mm diameter/2.25 mm wall		EI 60 C/C
20 mm diameter/2.5 mm wall		
26 mm diameter/3 mm wall		
32 mm diameter/3 mm wall		
40 mm diameter/3.5 mm wall		
50 mm diameter/4 mm wall		
63 mm diameter/4.5 mm wall		
75 mm diameter/4.7 mm wall		

A.6.6 Pipe penetration seal with 2x Kingspan K-Stop® Coated Batt 1-S

Penetration Seal: LS (Local Sustained) or CS (Continuous Sustained) insulated metallic and composite pipes fitted at any position within the aperture, with 50 mm Kingspan K-Stop® Coated Batt 1-S to both sides of the wall. Kingspan K-Stop® Pipe Wraps are required to be fitted around the pipe to both sides of the seal. Minimum separation and maximum aperture according to 2.4).

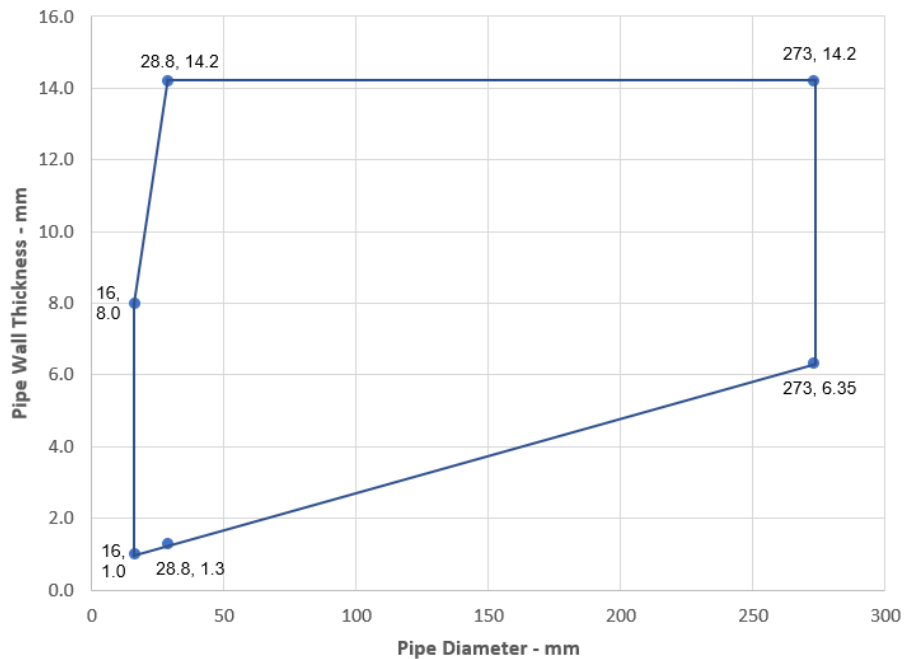
Construction details:



A.6.6.1 Two layer penetration seal with pipes

Services	Wrap	Insulation	Classification
Mild or stainless steel pipe			
16 mm diameter/1.0 mm wall	50 x 1.8 mm Kingspan K-Stop® Pipe Wrap fitted to both sides of the seal	15 mm phenolic foam insulation (CS)	EI 90 C/U
16-273 mm diameter/1.0-14.2 mm wall*		25-100 mm phenolic foam insulation (CS)	

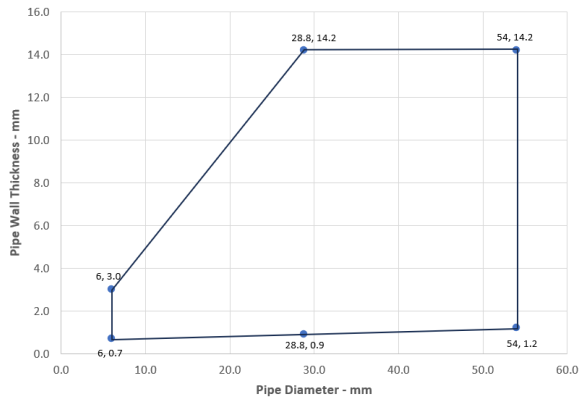
Steel Pipes with Phenolic Foam Insulation - C/U



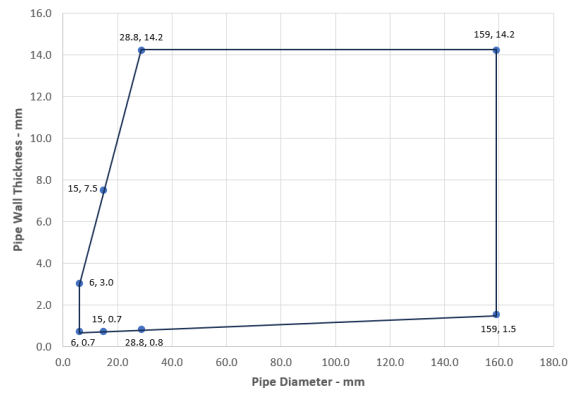
Services	Wrap	Insulation	Classification
Copper and steel pipe			
12 mm diameter/1 mm wall	50 x 3.6 mm Kingspan K-Stop® Pipe Wrap fitted to both sides of the seal	9 mm elastomeric insulation minimum class B-s3, d0 or PE Foam insulation (LS and CS)	EI 120 C/C
12-54 mm diameter/1-1.2 mm wall		9-13 mm elastomeric insulation minimum class B-s3, d0 or PE Foam insulation (LS and CS)	E 120 C/C, EI 90 C/C
6-54 mm diameter/0.7-1.2 mm wall		13-25 mm elastomeric insulation minimum class B-s3, d0 or PE Foam insulation (LS and CS)	E 120 C/C, EI 60 C/C
15 mm diameter/0.7 mm wall	50 x 1.8 mm Kingspan K-Stop® Pipe Wrap fitted to both sides of the seal	15 mm phenolic insulation (CS)	E 120 C/C, EI 90 C/C
6-54 mm diameter/0.7-14.2 mm wall*		34-100 mm phenolic insulation (CS)	EI 60 C/C
55-159 mm diameter/0.7-14.2 mm wall*		100 mm phenolic insulation (CS)	EI 60 C/C
6-159 mm diameter/0.7-14.2 mm wall*		15 mm phenolic insulation (CS)	E 120 C/C, EI 30 C/C
6-159 mm diameter/0.7-14.2 mm wall*		16-99 mm phenolic insulation (CS)	E 60 C/C, EI 30 C/C
6-54 mm diameter/0.7-14.2 mm wall*	50 x 3.6 mm Kingspan K-Stop® Pipe Wrap fitted to both sides of the seal	40 mm PU foam insulation (CS)	E 120 C/C, EI 60 C/C

*See below graph for interpolation pipe sizes

Copper or Steel Pipes with 34-100 phenolic insulation
/ 50 mm Wrap - EI 60 C/C



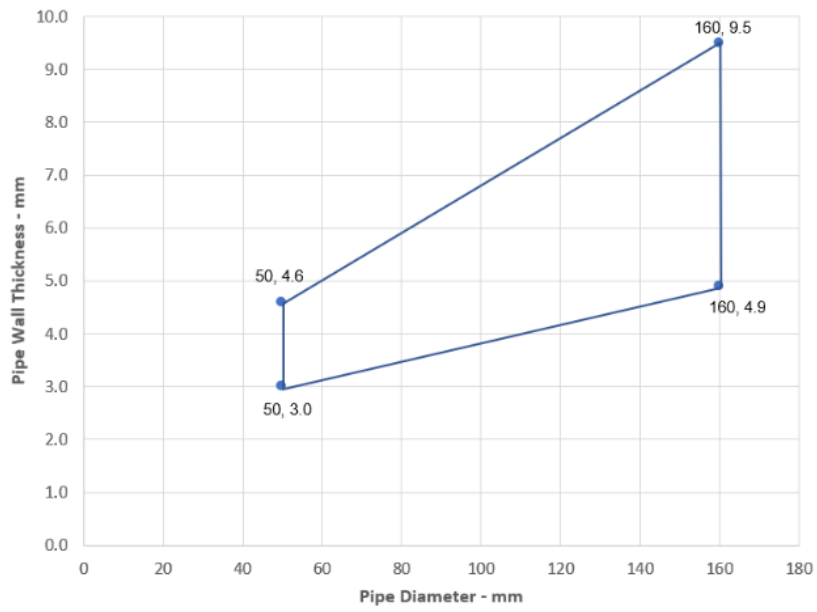
Copper or Steel Pipes with phenolic insulation
/ 50 mm Wrap - C/C



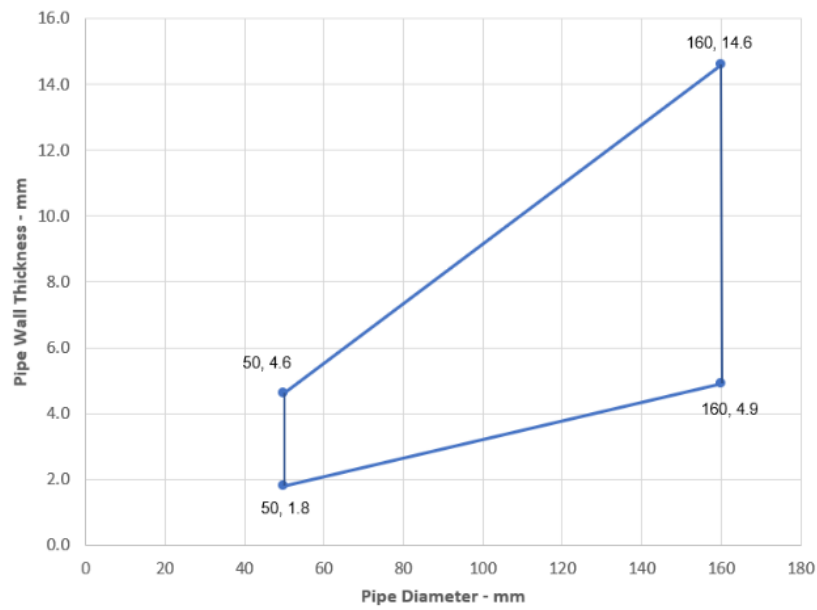
Services		Wrap	Insulation	Classification
Alupex pipe		50 x 3.6 mm Kingspan K-Stop® Pipe Wrap fitted to both sides of the seal	9-25 mm elastomeric insulation minimum class B-s3, d0 or PE Foam insulation	EI 120 C/C
16 mm diameter/2.25 mm wall				
20 mm diameter/2.5 mm wall				
26 mm diameter/3 mm wall				
32 mm diameter/3 mm wall				
40 mm diameter/3.5 mm wall				
50 mm diameter/4 mm wall				
63 mm diameter/4.5 mm wall				
75 mm diameter/4.7 mm wall				
25 mm diameter/2.5 mm wall			13 mm polyethylene foam with plastic sheaving	E 90 C/C, EI 60 C/C
PE pipe according to EN 1519-1, EN 12201-2 and EN 12006-1, ABS according to EN 1455-1 and pipes made from SAN+PVC according to EN 1565-1				
Maximum 160 mm diameter pipe*	Maximum 68 mm diameter	50 x 3.6 mm Kingspan K-Stop® Pipe Wrap fitted to both sides of the seal	9-50 mm Elastomeric insulation minimum class B-s3, d0 or PE Foam insulation	EI 60 C/C
	Maximum 178 mm diameter	50 x 10.8 mm Kingspan K-Stop® Pipe Wrap fitted to both sides of the seal		
	Maximum 260 mm diameter	50 x 18.0 mm Kingspan K-Stop® Pipe Wrap fitted to both sides of the seal		
PP pipe according to EN 1852-1: 2009				
Maximum 160 mm diameter pipe*	Maximum 68 mm diameter	50 x 3.6 mm Kingspan K-Stop® Pipe Wrap fitted to both sides of the seal	9-50 mm Elastomeric insulation minimum class B-s3, d0 or PE Foam insulation	EI 60 C/C
	Maximum 178 mm diameter	50 x 10.8 mm Kingspan K-Stop® Pipe Wrap fitted to both sides of the seal		
	Maximum 260 mm diameter	50 x 18.0 mm Kingspan K-Stop® Pipe Wrap fitted to both sides of the seal		

*See below graph for interpolation pipe sizes

PE Pipes - EI 60 C/C



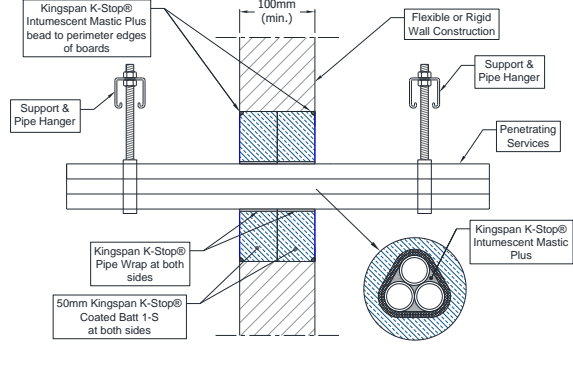
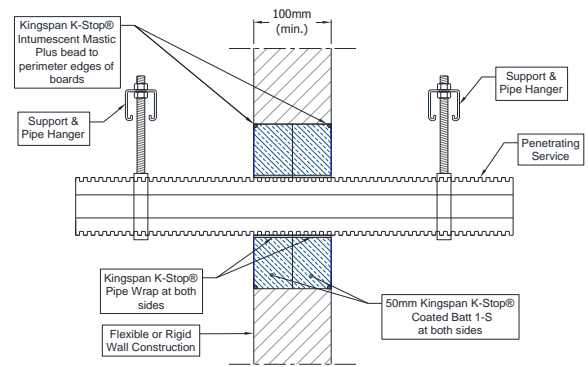
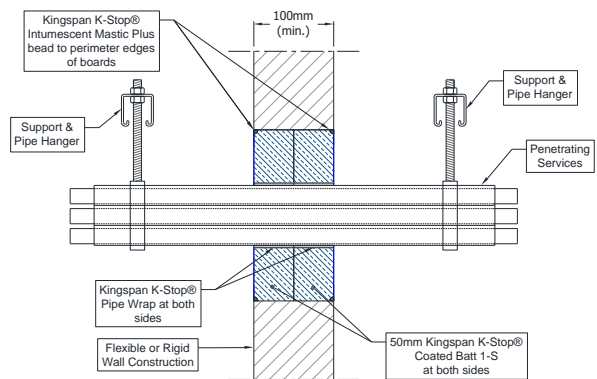
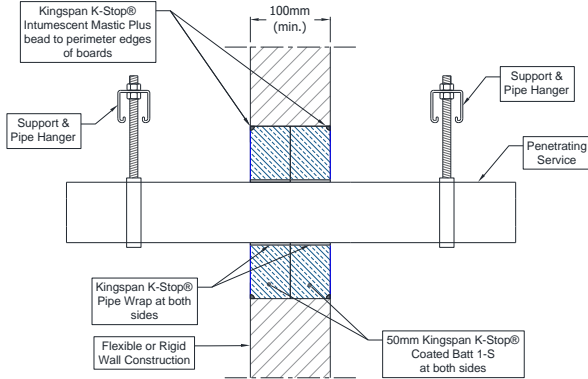
PP Pipes - EI 60 C/C



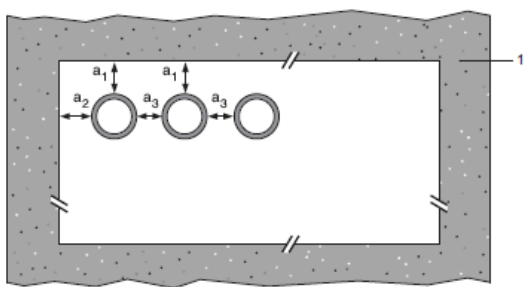
A.6.7 Kingspan K-Stop® Pipe Wrap penetration seal for plastic pipes, in 2x Kingspan K-Stop® Coated Batt 1-S, in flexible or rigid walls

Penetration Seal: Combustible pipes sealed with Kingspan K-Stop® Pipe Wrap, to both sides of the wall. Minimum separation and maximum aperture according to 2.4) (Configuration 1 & 2).

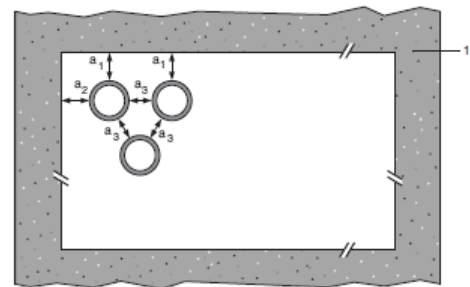
Construction details:



Configuration 1:



Configuration 2:



Key

- 1 Supporting construction
- a1 Pipe / top edge of seal separation
- a2 Pipe / side edge of seal separation
- a3 Pipe / pipe separation

A.6.7.1

Services	Wraps (both sides)	Permitted configuration for seal separation	Classification
PVC-U pipe according to EN 1329-1, EN 1452-2 and EN 1453-1 and PVC-C according to EN 1566-1			
Diameter up to 40 mm, wall thickness 1.9 – 3.0 mm	50 x 1.8 mm (1 layer)	1 & 2	EI 120 U/U, EI 120 C/U, EI 120 U/C, EI 120 C/C
Diameter up to 50 mm, wall thickness 1.0 – 1.8 mm	50 x 3.6 mm (2 x 1.8 layer)		EI 120 U/C, EI 120 C/C
Diameter up to 110 mm, wall thickness 2.7 - 6.6 mm	50 x 3.6 mm (2 x 1.8 layer)		E 120 U/C, E 120 C/C EI 90 U/C, EI 90 C/C
Diameter up to 125 mm, wall thickness 3.7 – 7.4 mm	50 x 5.4 mm (3 x 1.8 layer)		
Diameter up to 160 mm, wall thickness 9.5 mm *	50 x 7.2 mm (4 x 1.8 layer)		
Diameter up to 160 mm, wall thickness 4.0-9.5 mm *	50 x 10.8 mm (6 x 1.8 layer)		E 90 U/C, E 90 C/C EI 60 U/C, EI 60 C/C
Diameter up to 200 mm, wall thickness 4.9-11.9 mm	50 x 10.8 mm (6 x 1.8 layer)		EI 90 C/C
Diameter up to 315 mm, wall thickness 7.7-12.1 mm*	50 x 18 mm (10 x 1.8 layers)		EI 90 C/C
Diameter up to 400 mm, wall thickness 9.8-15.3 mm*	50 x 28.8 mm (16 x 1.8 layers)		EI 90 C/C
Diameter up to 110 mm, wall thickness 2.7–6.6 mm, fully or partially filled conduits with cables up to 14 mm diameter	50 x 3.6 mm (2 x 1.8 layers)		E 120 U/C, EI 90 U/C
Diameter up to 32 mm Ø, wall thickness 1.0--2.4 mm with or without cables up to 14 mm Ø, in pipe bundles up to 110 mm Ø ¹⁾	50 x 3.6 mm (2 x 1.8 layers)		EI 90 U/C
PE pipe according to EN 1519-1, EN 12201-2 and EN 12006-1, ABS according to EN 1455-1 and pipes made from SAN+PVC according to EN 1565-1			
Diameter up to 40 mm, wall thickness 2.4 – 3.7 mm	50 x 1.8 mm (1 layer)	1 & 2	EI 120 U/U, EI 120 C/U, EI 120 U/C, EI 120 C/C
Diameter up to 110 mm, wall thickness 4.2 - 10 mm	50 x 3.6 mm (2 x 1.8 layer)		E 120 U/C, E 120 C/C EI 90 U/C, EI 90 C/C
Diameter up to 125 mm, wall thickness 4.8 – 12 mm	50 x 5.4 mm (3 x 1.8 layer)		
Diameter up to 160 mm, wall thickness 14.6 mm	50 x 7.2 mm (4 x 1.8 layer)		
Diameter up to 160 mm, wall thickness 4.9-14.6 mm	50 x 10.8 mm (6 x 1.8 layer)		E 90 U/C, E 90 C/C EI 60 U/C, EI 60 C/C
Diameter up to 200 mm, wall thickness 6.2-18.2 mm	50 x 10.8 mm (6 x 1.8 layer)		EI 90 C/C
Diameter up to 315 mm, wall thickness 18.7 mm	50 x 18 mm (10 x 1.8 layers)		EI 60 C/C
Diameter up to 315 mm, wall thickness 12.1-18.6 mm	50 x 18 mm (10 x 1.8 layers)		EI 30 C/C
Diameter up to 400 mm, wall thickness 23.7 mm	50 x 28.8 mm (16 x 1.8 layers)		EI 60 C/C
Diameter up to 110 mm, wall thickness 4.2–10 mm, fully or partially filled conduits with cables up to 14 mm diameter	50 x 3.6 mm (2 x 1.8 layers)		E 120 U/C, EI 90 U/C
Diameter up to 40 mm Ø, wall thickness 2.0-3.7 mm with or without cables up to 14 mm Ø, in pipe bundles up to 110 mm Ø ¹⁾	50 x 3.6 mm (2 x 1.8 layers)		EI 90 U/C

Services	Wraps (both sides)	Permitted configuration for seal separation	Classification
PP pipe according to EN 1852-1: 2009			
Diameter up to 40 mm, wall thickness 1.8 – 5.5 mm	50 x 1.8 mm (1 layer)	1 & 2	EI 120 U/U, EI 120 C/U, EI 120 U/C, EI 120 C/C
Diameter up to 110 mm, wall thickness 2.7 - 15.1 mm	50 x 3.6 mm (2 x 1.8 layer)		EI 90 U/U, EI 90 C/U, EI 90 U/C, EI 90 C/C
Diameter up to 125 mm, wall thickness 3.1 – 17.1 mm	50 x 5.4 mm (3 x 1.8 layer)		E 120 U/C, E 120 C/C EI 90 U/C, EI 90 C/C
Diameter up to 160 mm, wall thickness 21.9 mm	50 x 7.2 mm (4 x 1.8 layer)		
Diameter up to 160 mm, wall thickness 4.9-21.9 mm	50 x 10.8 mm (6 x 1.8 layer)		EI 60 U/C, EI 60 C/C
Diameter up to 200 mm, wall thickness 4.9-18.2 mm	50 x 10.8 mm (6 x 1.8 layer)		EI 90 C/C
Diameter up to 315 mm, wall thickness 28.6 mm	50 x 18 mm (10 x 1.8 layers)		EI 60 C/C
Diameter up to 315 mm, wall thickness 12.1-28.5 mm	50 x 18 mm (10 x 1.8 layers)		EI 30 C/C
Diameter up to 400 mm, wall thickness 22.7 mm	50 x 28.8 mm (16 x 1.8 layers)		EI 45 C/C
Diameter up to 110 mm, wall thickness 2.7–15.1 mm, fully or partially filled conduits with cables up to 14 mm diameter	50 x 3.6 mm (2 x 1.8 layers)		E 120 U/C, EI 90 U/C
Diameter up to 40 mm \varnothing , wall thickness 1.8-2.0 mm with or without cables up to 14 mm \varnothing , in pipe bundles up to 110 mm \varnothing ¹⁾	50 x 3.6 mm (2 x 1.8 layers)		EI 90 U/C

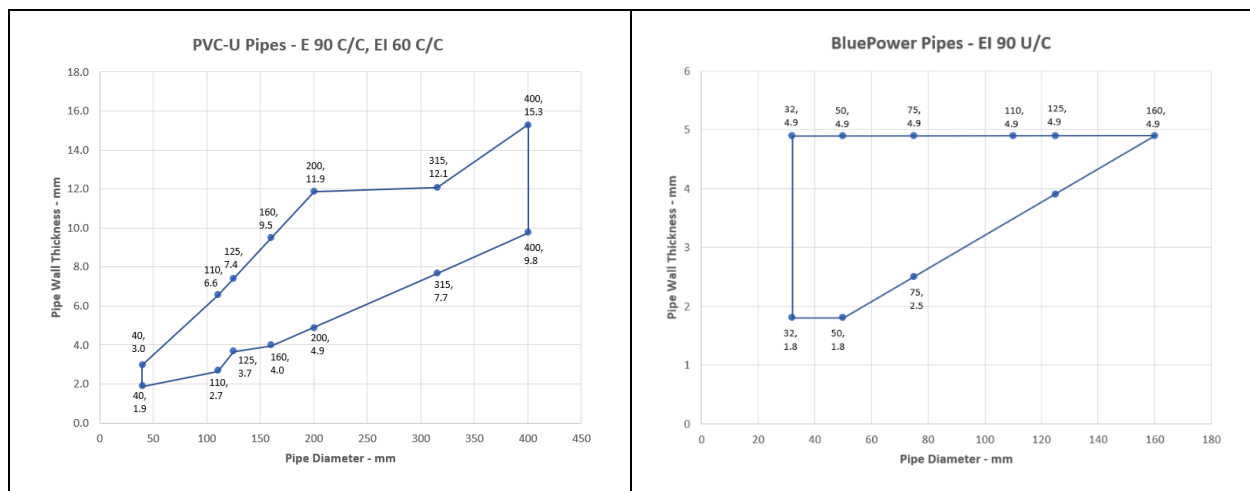
¹⁾ PVC, PE and PP pipes can be mixed in the same bundle.

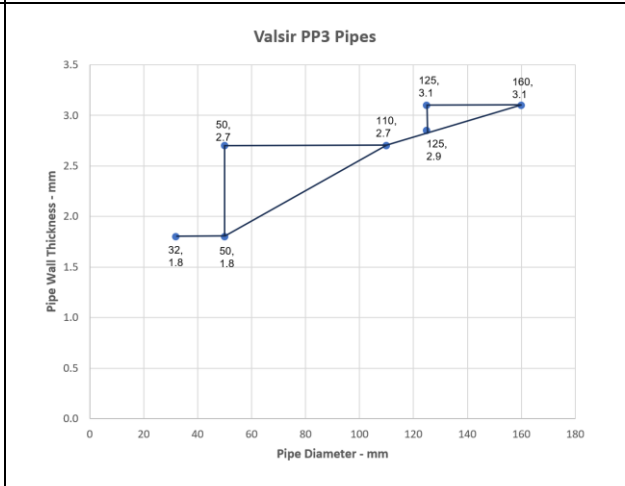
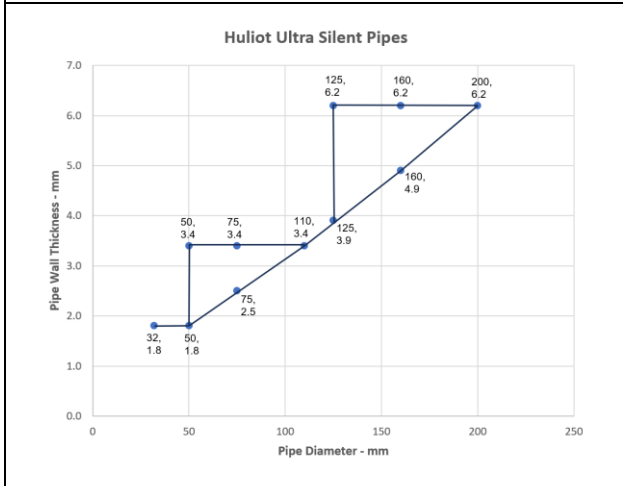
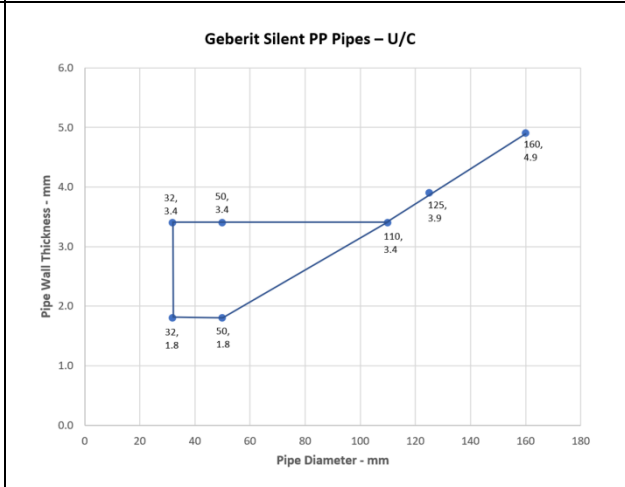
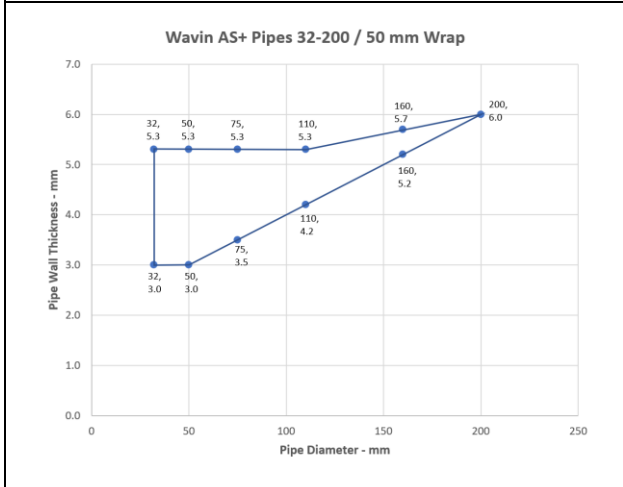
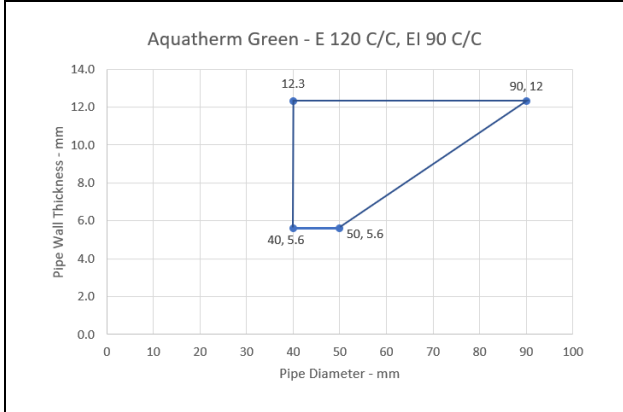
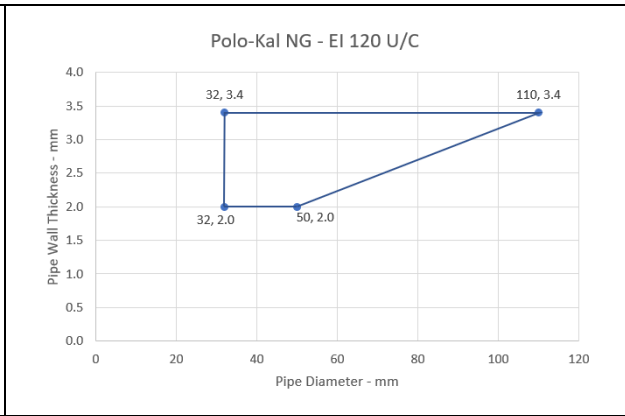
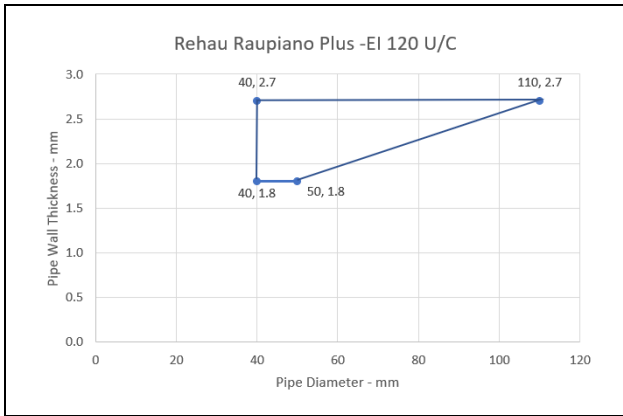
Services	Wraps (both sides)	Permitted configuration for seal separation	Classification
Uponor Wirsbo PEX double pipe in pipe system according to ISO 15875			
Diameter up to 54 mm/4.0 mm wall thickness (outer pipe), 28 mm diameter/0.4 mm wall thickness (inner pipe)	50 x 3.6 mm (2 x 1.8 layers)	1 & 2	EI 120 C/C
Diameter up to 25 mm pipes, wall thickness 0.6 mm, in bundles up to 50 mm	50 x 3.6 mm (2 x 1.8 layers)		EI 90 C/C
Uponor Decibel pipe according to EN 1451-1			
50 mm diameter/2.0 mm wall thickness	50 x 3.6 mm (2 x 1.8 layers)	1 & 2	EI 90 U/U
75-110 mm diameter/2.6-3.8 mm wall thickness	50 x 3.6 mm (2 x 1.8 layers)		EI 90 U/C
BluePower Multilayer pipe according to EN 1451-1			
32-50 mm diameter/1.8 mm wall thickness*	50 x 3.6 mm (2 x 1.8 layers)	1 & 2	EI 90 U/U
75-110 mm diameter/3.4 mm wall thickness*	50 x 3.6 mm (2 x 1.8 layers)		EI 90 C/U
125-160 mm diameter/3.9-4.9 mm wall thickness	50 x 10.8 mm (6 x 1.8 layers)		EI 90 U/C

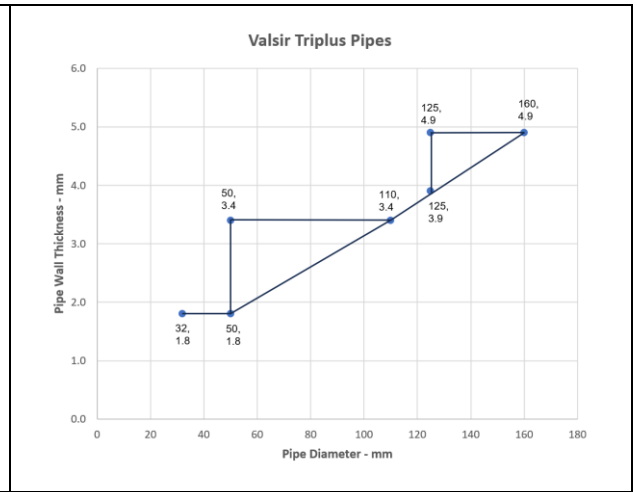
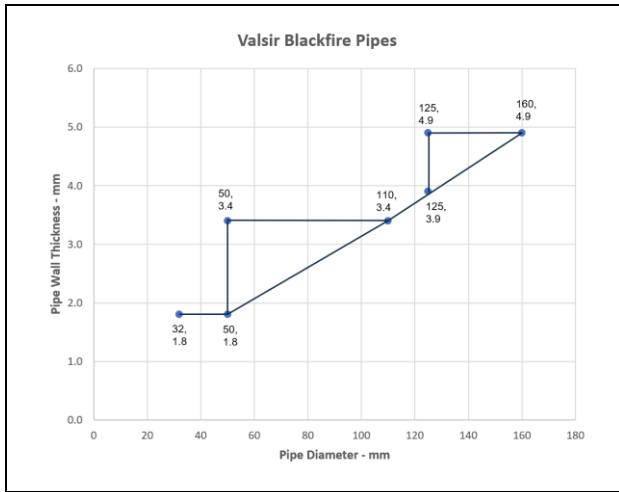
Services	Wraps (both sides)	Permitted configuration for seal separation	Classification
Rehau Raupiano Plus PP-DD according to DIN 4102			
40-50 mm diameter/1.8-2.7 mm wall thickness*	50 x 3.6 mm (2 x 1.8 layers)	1 & 2	EI 120 U/U
75-110 mm diameter/2.7 mm wall thickness*	50 x 3.6 mm (2 x 1.8 layers)		EI 120 U/C
125 mm diameter/3.9 mm wall thickness	50 x 7.2 mm (4 x 1.8 layers)		EI 120 U/C
160 mm diameter/3.9 mm wall thickness	50 x 10.8 mm (6 x 1.8 layers)		EI 120 U/C
Polo-Kal NG Poloplast PP-MV according to DIN 4102			
32-50 mm diameter/2.0-3.4 mm wall thickness*	50 x 3.6 mm (2 x 1.8 layers)	1 & 2	EI 120 U/U
75-110 mm diameter/3.4 mm wall thickness*	50 x 3.6 mm (2 x 1.8 layers)		EI 120 U/C
125 mm diameter/3.9 mm wall thickness	50 x 7.2 mm (4 x 1.8 layers)		EI 120 U/C
160 mm diameter/4.9 mm wall thickness	50 x 10.8 mm (6 x 1.8 layers)		EI 120 U/C
Aquatherm Green SDR9 MF PP-RP according to ISO 21003			
32 mm diameter/3.0 mm wall thickness	50 x 1.8 mm (1 x 1.8 layer)	1 & 2	E 120 C/C, EI 90 C/C
40-50 mm diameter/5.6-12.3 mm wall thickness*	50 x 3.6 mm (2 x 1.8 layers)		E 120 C/C, EI 90 C/C
63-110 mm diameter/12.3 mm wall thickness*	50 x 3.6 mm (2 x 1.8 layers)		E 120 C/C, EI 90 C/C
Wavin SiTech + PP-M B according to EN 13501-1			
32-50 mm diameter/1.8-3.4 mm wall thickness*	50 x 3.6 mm (2 x 1.8 layers)	1 & 2	E 120 U/U, EI 90 U/U
75-110 mm diameter/3.4 mm wall thickness*	50 x 3.6 mm (2 x 1.8 layers)		E 120 U/C, EI 60 U/C
Wavin AS+ pipes according to EN 12056 and DIN 1986-100			
32-50 mm diameter*	50 x 3.6 mm (2 x 1.8 layers)	1 & 2	E 120 U/C, EI 90 U/C
75-110 mm diameter*	50 x 3.6 mm (2 x 1.8 layers)		E 120 U/C, EI 90 U/C
160-200 mm diameter*	50 x 10.8 mm (6 x 1.8 layers)		EI 90 C/C
Geberit Silent PP according to DIN 4102			
32-50 mm diameter*	50 x 3.6 mm (2 x 1.8 layers)	1 & 2	EI 120 U/U
75-110 mm diameter*	50 x 3.6 mm (2 x 1.8 layers)		EI 120 U/C
125-160 mm diameter*	50 x 10.8 mm (6 x 1.8 layers)		EI 90 U/C

Services	Wraps (both sides)	Permitted configuration for seal separation	Classification
Huliot Ultra Silent pipes according to EN 1451-1			
50 mm diameter*	50 x 3.6 mm (2 x 1.8 layers)	1 & 2	E 120 U/U, EI 90 U/U
75-110 mm diameter*	50 x 3.6 mm (2 x 1.8 layers)		EI 90 U/C
125-160 mm diameter*	50 x 10.8 mm (6 x 1.8 layers)		EI 90 U/C
160-200 mm diameter*	50 x 10.8 mm (6 x 1.8 layers)		E 120 C/C, EI 90 C/C
Valsir PP3 pipes according to EN 1451-1			
32-50 mm diameter*	50 x 3.6 mm (2 x 1.8 layers)	1 & 2	E 120 U/U, EI 20 U/U
110 mm diameter*	50 x 3.6 mm (2 x 1.8 layers)		EI 120 U/C
125-160 mm diameter*	50 x 10.8 mm (6 x 1.8 layers)		EI 120 U/C
Valsir Blackfire pipes according to DIN 4102			
32-50 mm diameter*	50 x 3.6 mm (2 x 1.8 layers)	1 & 2	E 120 U/U
110 mm diameter*	50 x 3.6 mm (2 x 1.8 layers)		EI 120 U/C
125-160 mm diameter*	50 x 10.8 mm (6 x 1.8 layers)		EI 120 U/C
Valsir Triplus pipes according to EN 1451-1			
32-50 mm diameter*	50 x 3.6 mm (2 x 1.8 layers)	1 & 2	E 120 U/U
110 mm diameter*	50 x 3.6 mm (2 x 1.8 layers)		E 120 U/C, EI 90 U/C
125 mm diameter*	50 x 10.8 mm (6 x 1.8 layers)		E 120 U/C, EI 90 U/C
160 mm diameter*	50 x 10.8 mm (6 x 1.8 layers)		EI 120 U/C

*See below graph for interpolation pipe sizes



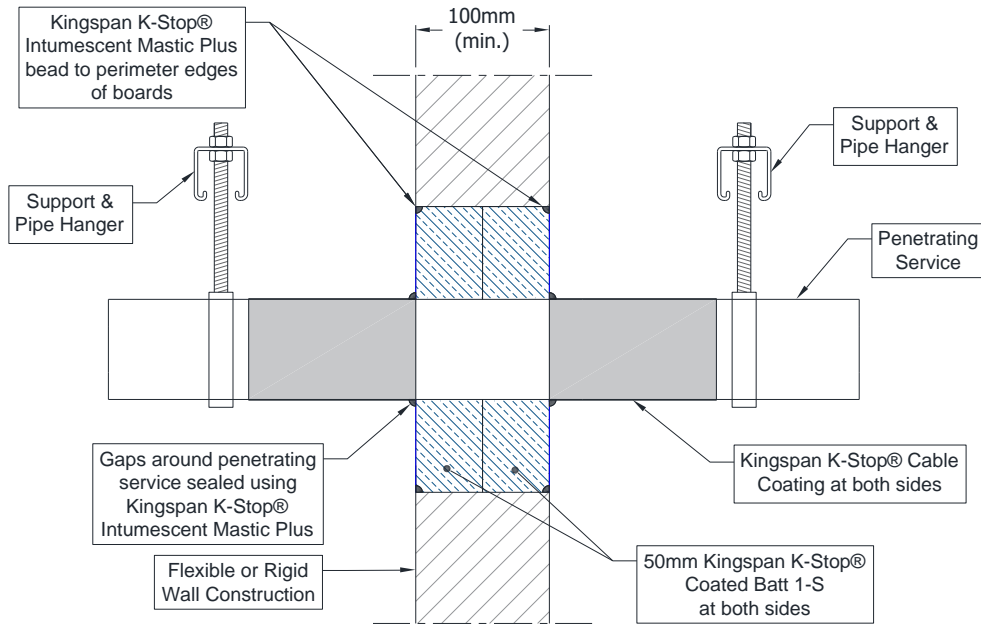




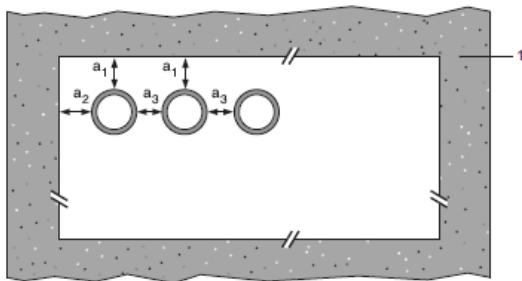
A.6.8 Kingspan K-Stop® Cable Coating penetration seal for steel pipes, in 2x Kingspan K-Stop® Coated Batt 1-S, in flexible or rigid walls

Penetration Seal: Metallic pipes with Kingspan K-Stop® Cable Coating fitted at any position within the aperture, with 50 mm Kingspan K-Stop® Coated Batt 1-S to both sides of the wall. Minimum separation and maximum aperture according to 2.4) (Configuration 1 & 2).

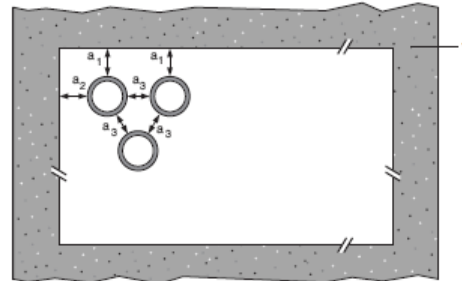
Construction details:



Configuration 1:



Configuration 2:



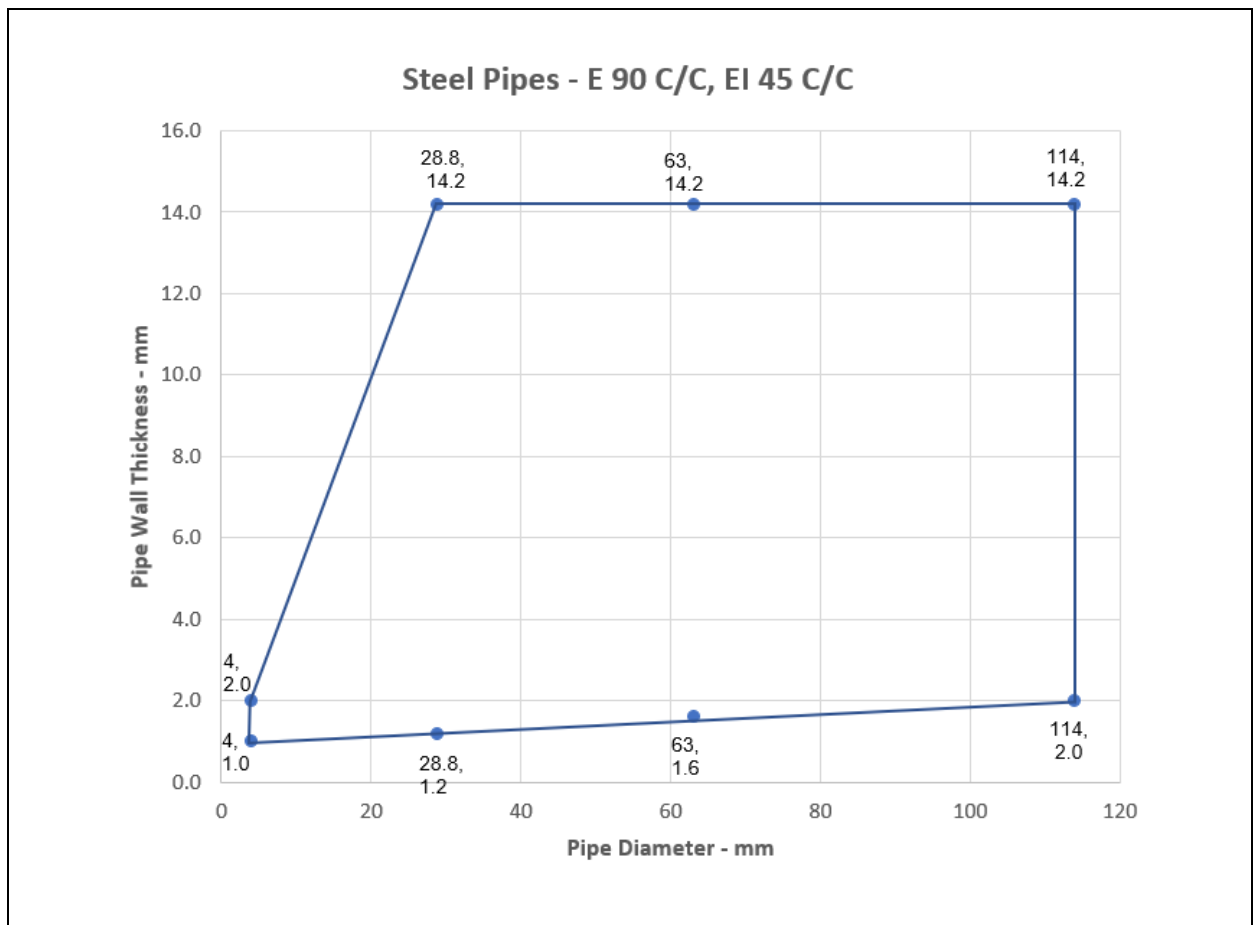
Key

- 1 Supporting construction
- a1 Pipe / top edge of seal separation
- a2 Pipe / side edge of seal separation
- a3 Pipe / pipe separation

A.6.8.1

Services	Insulation, minimum	Classification
Mild or stainless steel pipe		
Maximum 63 mm diameter*	Kingspan K-Stop® Cable Coating, 750-micron DFT extending 200 mm from both faces of the Kingspan K-Stop® Coated Batt fire seal	EI 120 C/C
	Kingspan K-Stop® Cable Coating, 1500-micron DFT extending 200 mm from both faces of the Kingspan K-Stop® Coated Batt fire seal	E 90 C/U, EI 60 C/U
Maximum 114 mm diameter	Kingspan K-Stop® Cable Coating, 1000-micron DFT extending 200 mm from both faces of the Kingspan K-Stop® Coated Batt fire seal	E 120 C/U, EI 45 C/U

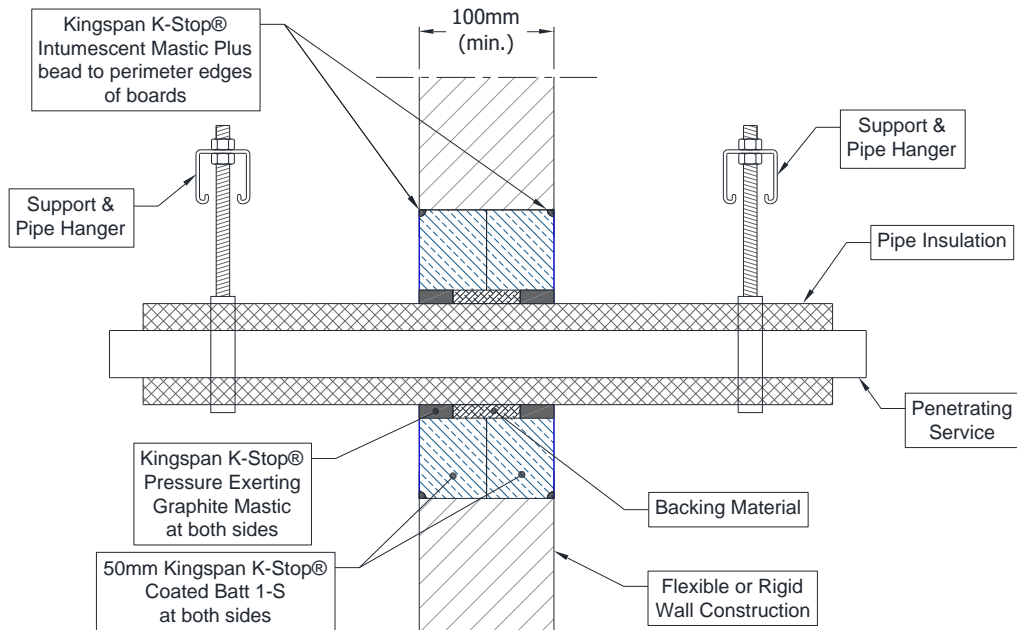
* Typical pipe diameters shown, see below graph for intermediate sizes



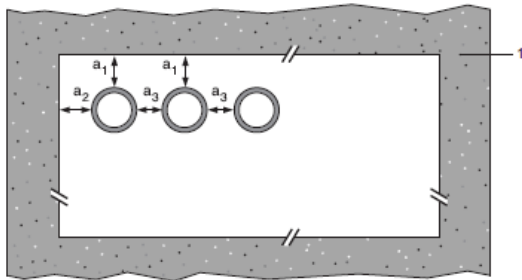
A.6.9 Kingspan K-Stop® Pressure Exerting Graphite Mastic penetration seal for pipes, in 2x Kingspan K-Stop® Coated Batt 1-S, in flexible or rigid walls

Penetration Seal: Metallic pipes with 5-10 mm annulus by 25 mm deep Kingspan K-Stop® Pressure Exerting Graphite Mastic to both sides of the seal, backed with 25 mm deep minimum 33 kg/m³ stone wool insulation fitted around services, within 50 mm Kingspan K-Stop® Coated Batt 1-S to both sides of the wall within the aperture. Minimum separation between penetration seals and seal edges of 30 mm (a1 and a2). Min. separation between services of 0 mm (a3) (Configuration 1 & 2). Maximum aperture according to 2.4).

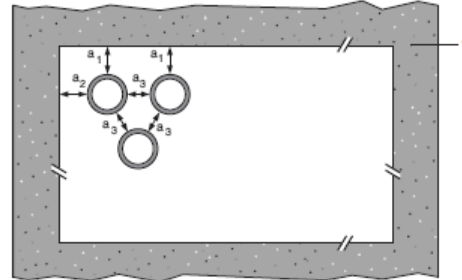
Construction details:



Configuration 1:



Configuration 2:



Key

1 Supporting construction

a1 Pipe / top edge of seal separation

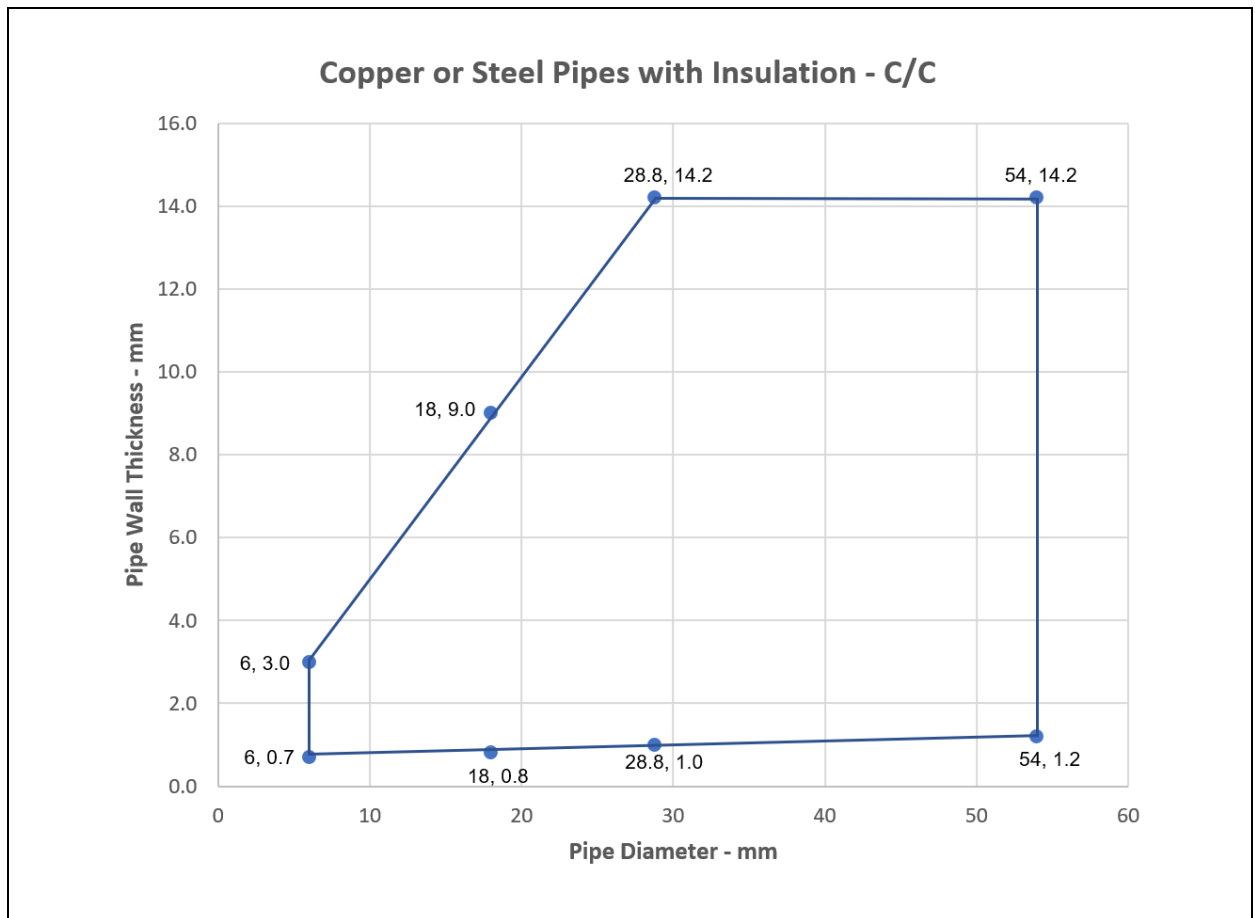
a2 Pipe / side edge of seal separation

a3 Pipe / pipe separation

A.6.9.1

Services	Insulation	Classification
Copper or steel pipe		
6 mm diameter*	9 mm elastomeric insulation minimum class B-s3, d0 (CS)	EI 120 C/C
Maximum 18 mm diameter*	9 mm elastomeric insulation minimum class B-s3, d0 (CS)	E 120 C/C, EI 90 C/C
Maximum 54 mm diameter*	19 mm elastomeric insulation minimum class B-s3, d0 (CS)	E 120 C/C, EI 90 C/C
Maximum 54 mm diameter*	25 mm phenolic insulation (CS)	E 120 C/C, EI 60 C/C
Alupex pipe		
14 mm diameter/2 mm wall	6 mm PE foam insulation minimum class E (CS)	E 90 C/C, EI 60 C/C

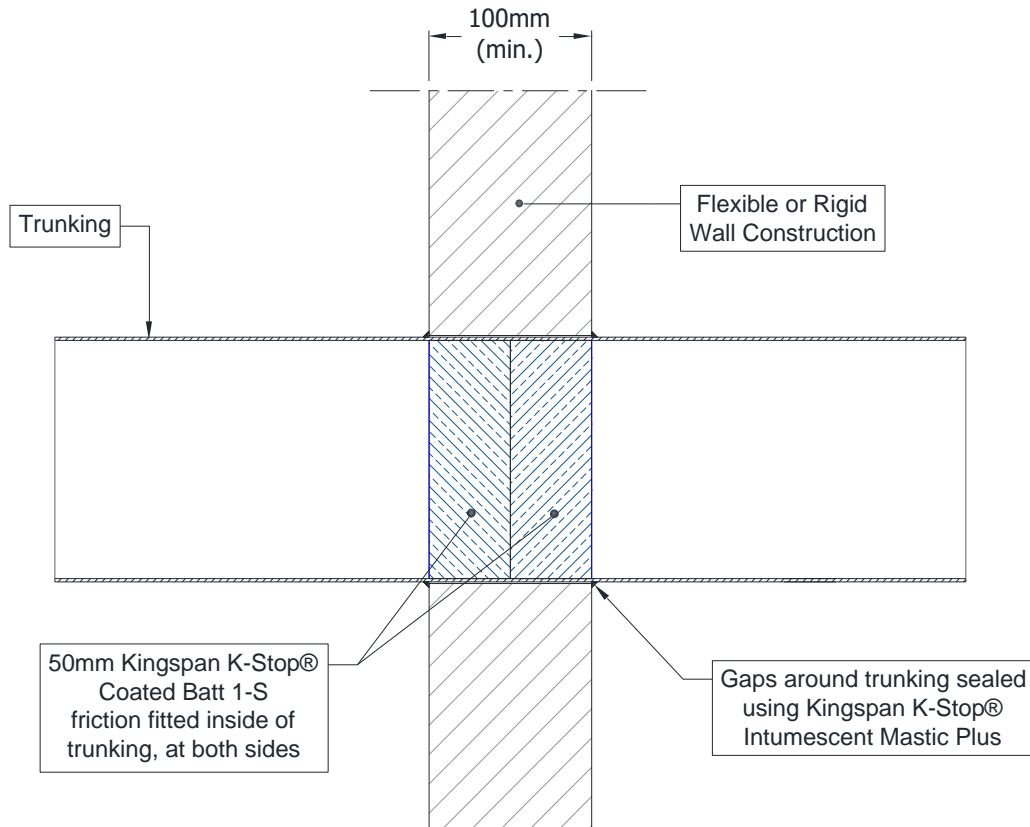
* Typical pipe diameters shown, see below graph for intermediate sizes



A.6.10 Trunking penetration seal with 2x Kingspan K-Stop® Coated Batt 1-S

Penetration Seal: Trunking friction fitted within the aperture, with two layers of 50 mm Kingspan K-Stop® Coated Batt 1-S centrally within the trunking, and a small bead of Kingspan K-Stop® Intumescent Mastic Plus surrounding the trunking to seal any gaps.

Construction details:



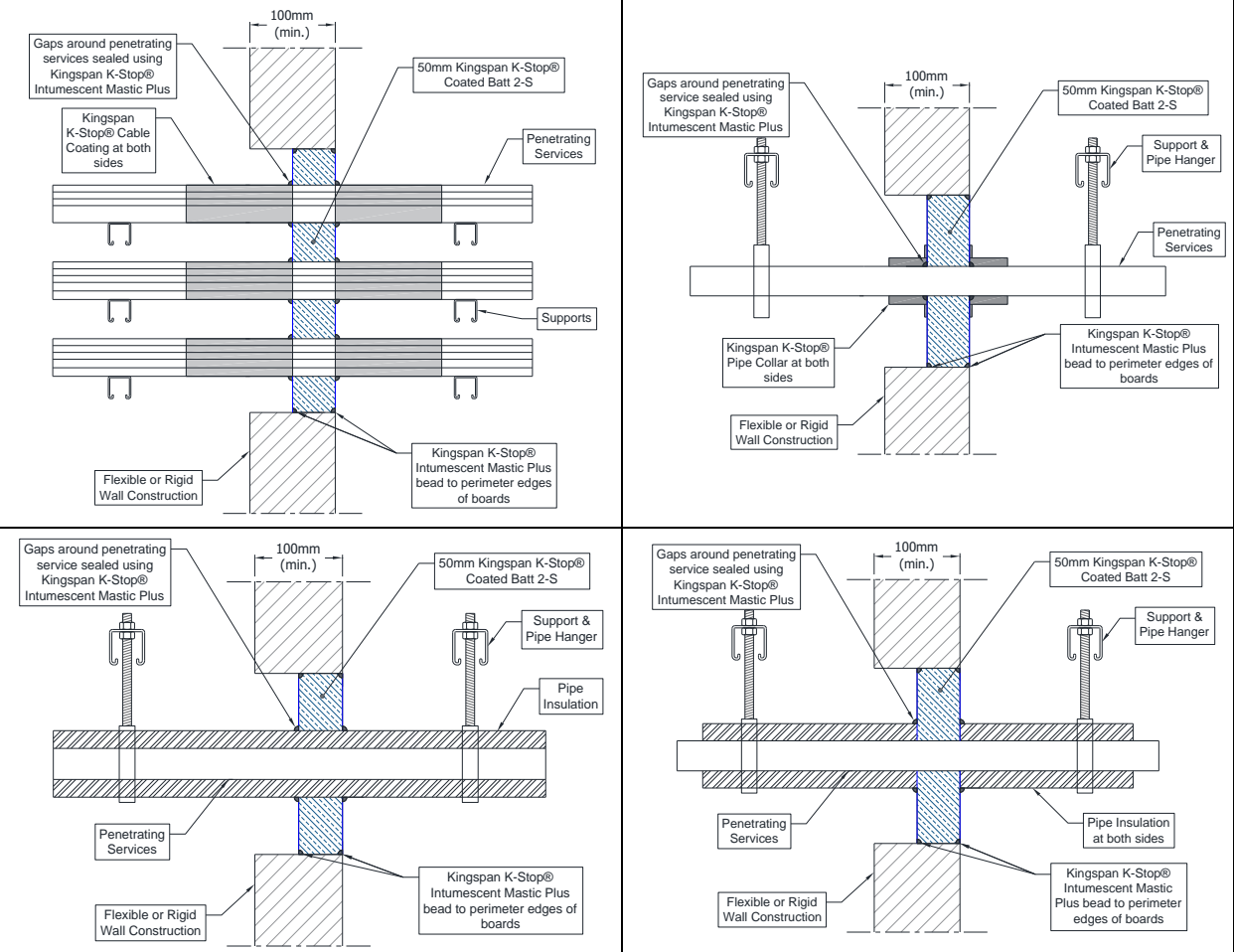
A.6.10.1 Two layer penetration seal with trunking

Services	Aperture size	Classification
Trunking of PVC up to 150 x 150/3.0 mm wall	Same as trunking plus maximum 3 mm gap	EI 120 U/U

A.6.11 Penetration seal with 1x Kingspan K-Stop® Coated Batt 50 2-S in framed aperture

Penetration Seal: Services fitted at any position within the aperture, with 50 mm Kingspan K-Stop® Coated Batt 2-S positioned to either face of the wall (or anywhere in between). Minimum 30 mm separation between pipes. Kingspan K-Stop® Pipe Collars fixed with 50mm pigtail screws. Cables and cable trays coated 150mm each side of Kingspan K-Stop® Coated Batt with nominally 300µm WFT Kingspan K-Stop® Cable Coating. In rigid wall constructions the wall thickness can be minimum 75 mm.

Construction details:



A.6.11.1 Single side penetration seal with cables

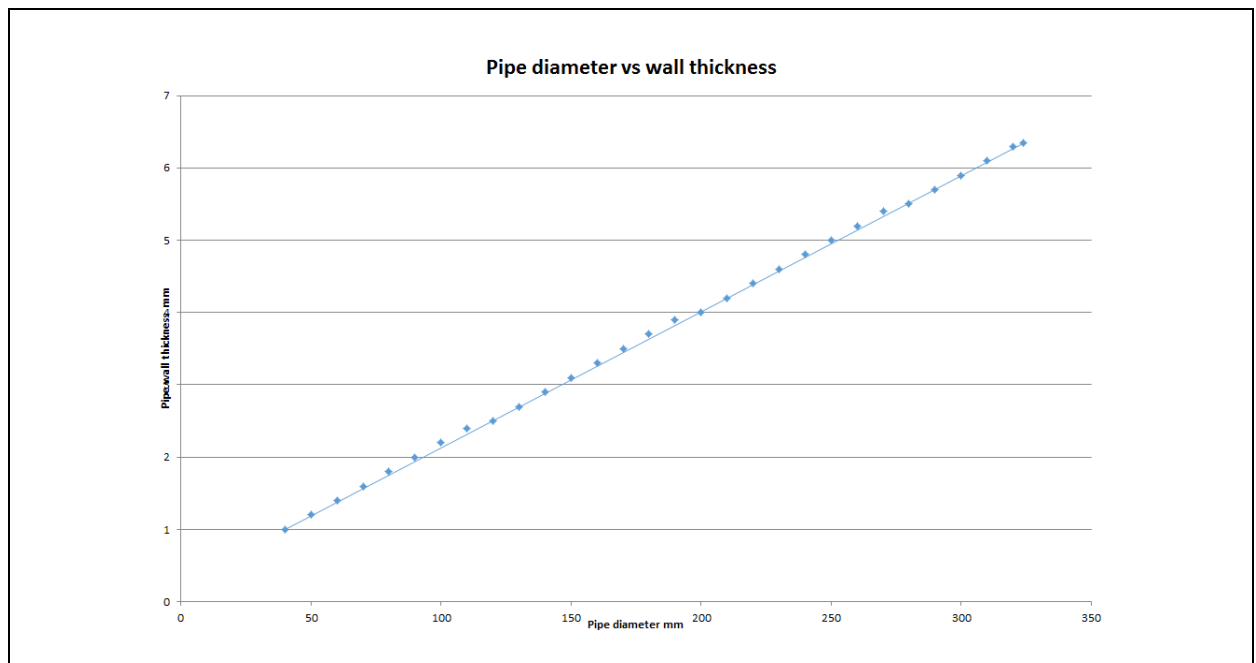
Services	Maximum aperture	Classification
Electrical cables up to 80 mm Ø (single, bundled and on trays)	1200 mm wide x 600 mm high	EI 60
Cables up to 21mm Ø in tied bundles up to 100mm Ø		EI 60
Perforated Steel cable trays & ladders		E 60, EI 45
Unperforated steel cable trays		E 60, EI 45
Unsheathed wires up to 24 mm Ø		E 60, EI 45

A.6.11.2 Single side penetration seal with metallic pipes

Services	Maximum Aperture	Insulation CS	Classification
Mild or stainless steel pipe	1200 mm wide x 600 mm high	20 mm Stone wool insulation min. 80 kg/m ³	E 90 C/U, EI 60 C/U
40 mm diameter/1.0-14.2 mm wall*			
40 mm diameter/1.0-14.2 mm wall*			
50 mm diameter/1.7-14.2 mm wall*			
60 mm diameter/1.8-14.2 mm wall*			
75 mm diameter/2.1-14.2 mm wall*			
90 mm diameter/2.3-14.2 mm wall*			
100 mm diameter/2.5-14.2 mm wall*			
115 mm diameter/2.8-14.2 mm wall*			
140 mm diameter/3.2-14.2 mm wall*			
165 mm diameter/ 3.6-14.2 mm wall*			
180 mm diameter/ 3.9-14.2 mm wall*			
200 mm diameter/ 4.2-14.2 mm wall*			
219 mm diameter/ 4.5-14.2 mm wall*			
250 mm diameter/ 5.0-14.2 mm wall*			
300 mm diameter/ 5.9-14.2 mm wall*			
324 mm diameter/ 6.35-14.2 mm wall*			
		30-60 mm Stone wool insulation min. 80 kg/m ³	

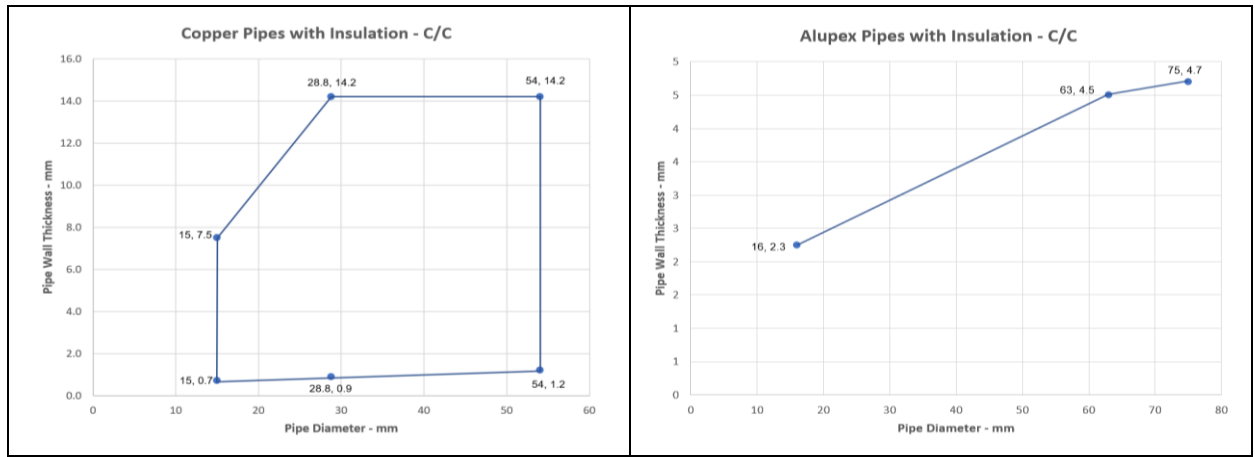
* Typical pipe diameters shown, see below graph for intermediate sizes

CS – Continuous Sustained



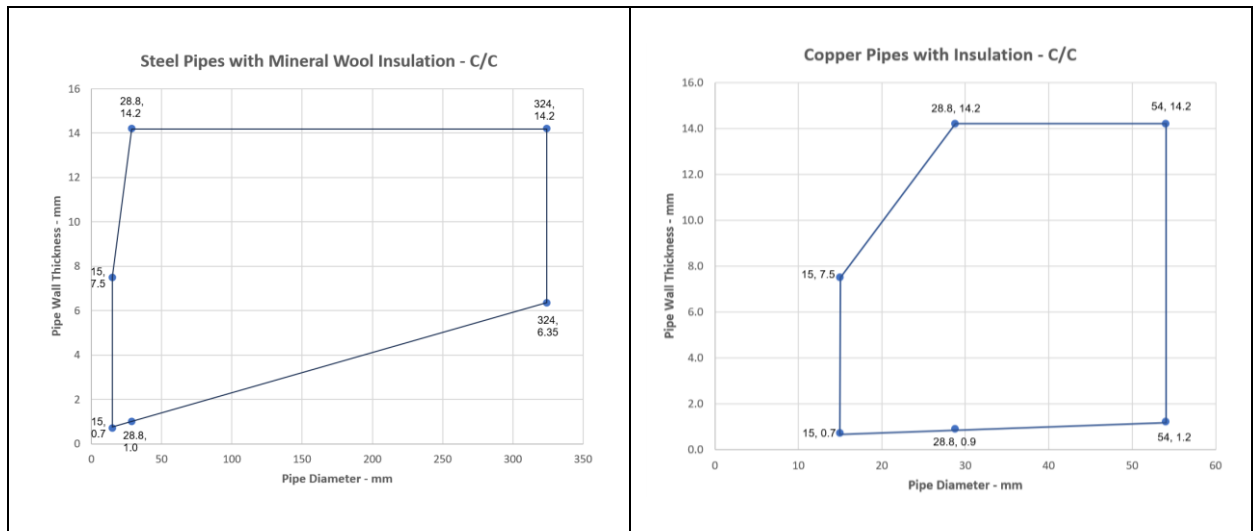
Services	Maximum Aperture	Insulation CS	Classification
Copper or steel pipe maximum 54 mm diameter*	1200 mm wide x 600 mm high	20-50 mm stone wool insulation min. 80 kg/m ³	E 90 C/C, EI 60 C/C
Copper or steel pipe maximum 54 mm diameter*		20-40 mm glass or stone wool insulation min. 75 kg/m ³	E 60 C/C, EI 30 C/C
Alupex pipe maximum 75 mm diameter/2.25-4.7 mm wall*		20-50 mm stone wool insulation min. 80 kg/m ³	EI 60 C/C
Alupex pipe maximum 16 mm diameter/2.25 mm wall		20 mm glass or stone wool insulation min. 75 kg/m ³	E60 C/C, EI 45 C/C
Alupex pipe maximum 75 mm diameter/4.6 mm wall		25 mm glass or stone wool insulation min. 75 kg/m ³	EI 60 C/C

*See below graph for interpolation pipe sizes



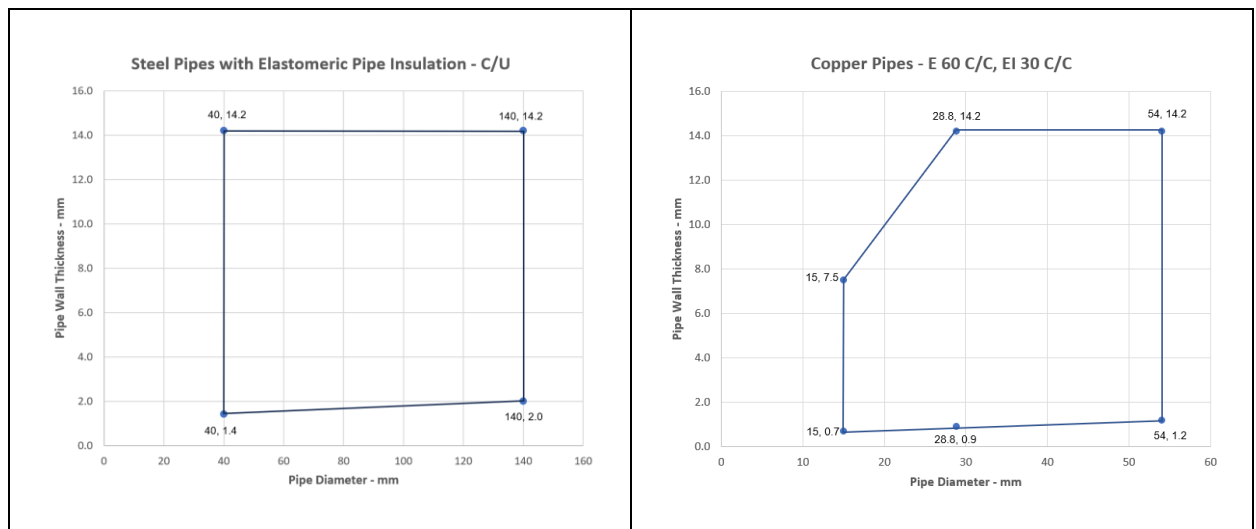
Services	Maximum Aperture	Insulation LI or CI	Classification
Steel pipe maximum 324 mm diameter*	1200 mm wide x 600 mm high	Min. 500 mm length, min. 30 mm thick stone wool insulation 80 kg/m ³	E 90 C/C, EI 60 C/C
Copper or steel pipe maximum 54 mm diameter*	1200 mm wide x 600 mm high	Min. 500 mm length, min. 20 mm thick glass or stone wool insulation 75 kg/m ³	E 60 C/C, EI 45 C/C
Copper or steel pipe maximum 54 mm diameter*	1200 mm wide x 600 mm high	Min. 500 mm length, min. 20 mm thick stone wool insulation min. 80 kg/m ³	E 90 C/C, EI 60 C/C

*See below graph for interpolation pipe sizes



Services	Collar	Insulation CS	Classification
Steel pipe, maximum aperture 1200 mm wide x 600 mm high			
Maximum 140 mm diameter*	Maximum 200 mm diameter/50-60 mm high	13 mm elastomeric insulation min. class B-s3, d0 or PE Foam insulation	E 90 C/U, EI 60 C/U
Maximum 140 mm diameter*		14-25 mm elastomeric insulation min. class B-s3, d0 or PE Foam insulation	EI 30 C/U
Copper pipe, maximum aperture 1200 mm wide x 600 mm high			
Maximum 54 mm diameter*	Maximum 110 mm diameter/50 mm high	9-25 mm elastomeric insulation min. class B-s3, d0 or PE Foam insulation	E 60 C/C, EI 30 C/C
Alupex pipe, maximum aperture 1200 mm wide x 600 mm high			
Maximum 16 mm diameter, wall thickness 2.25 mm	Maximum 40 mm diameter/50 mm high	9 mm elastomeric insulation min. class B-s3, d0 or PE Foam insulation	EI 60 C/C
Maximum 75 mm diameter, wall thickness 2.25-4.6 mm	Maximum 110 mm diameter/50 mm high		E 60 C/C, EI 45 C/C
Maximum 75 mm diameter, wall thickness 2.25-4.6 mm	Maximum 125 mm diameter/50-60mm high	13-25 mm elastomeric insulation min. class B-s3, d0 or PE Foam insulation	EI 60 C/C

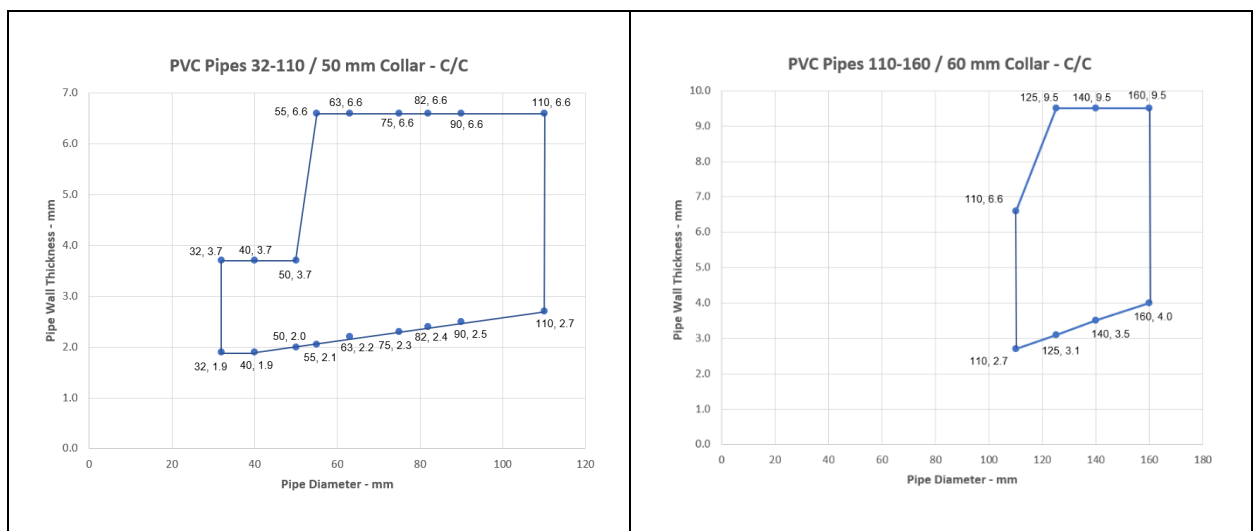
*See below graph for interpolation pipe sizes



A.6.11.3 Single side penetration seal with plastic pipes

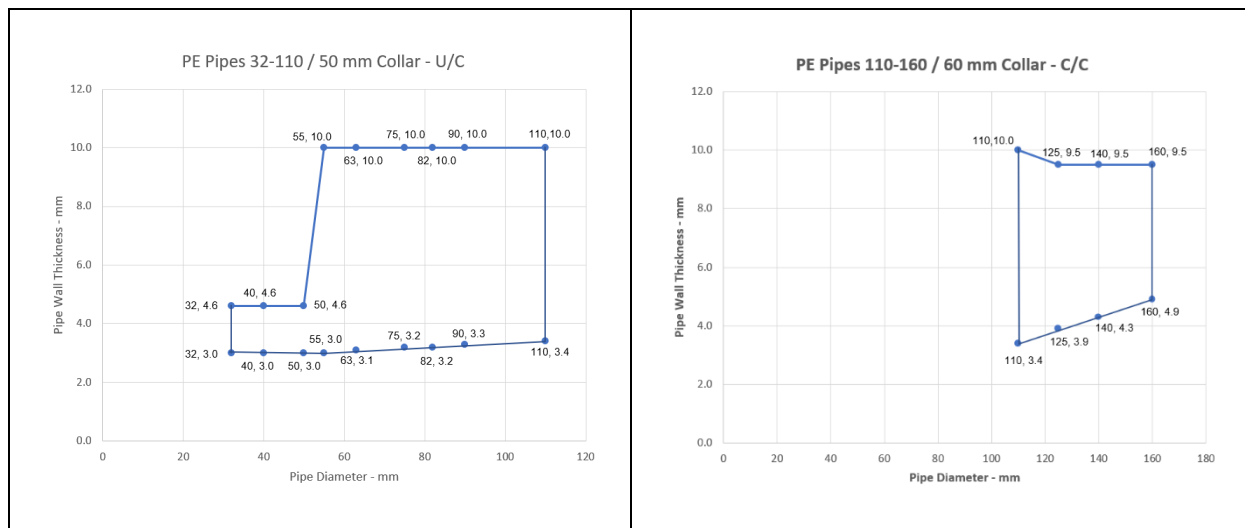
Services	Collar Inlay	Classification
PVC-U pipe according to EN 1329-1, EN 1452-1 and EN 1453-1 and PVC-C according to EN 1566-1, maximum aperture 1200 mm wide x 600 mm high		
Diameter 32 mm, wall thickness 1.9 mm	30 x 3.0 mm	E 90 U/C, EI 45 U/C
Diameter 40 mm, wall thickness 1.9 mm	30 x 3.0 mm	
Diameter 50 mm, wall thickness 3.7-6.6 mm	30 x 3.0 mm	E 90 U/C, EI 30 U/C
Diameter 55 mm, wall thickness 3.7-6.6 mm	30 x 3.2 mm	
Diameter 63 mm, wall thickness 3.7-6.6 mm	30 x 3.6 mm	
Diameter 75 mm, wall thickness 3.7-6.6 mm	30 x 4.2 mm	
Diameter 82 mm, wall thickness 3.7-6.6 mm	30 x 4.6 mm	
Diameter 90 mm, wall thickness 3.7-6.6 mm	30 x 5.0 mm	
Diameter 110 mm, wall thickness 2.7-6.6 mm	30 x 6.0 mm	
32 mm diameter*	50 x 3.0 mm	E 120 U/C, EI 60 U/C
40 mm diameter *	50 x 3.0 mm	
50 mm diameter *	50 x 3.0 mm	
55 mm diameter *	50 x 3.2 mm	E 90 U/C, EI 60 U/C
63 mm diameter *	50 x 3.6 mm	
75 mm diameter *	50 x 4.2 mm	
82 mm diameter *	50 x 4.6 mm	
90 mm diameter *	50 x 5.0 mm	
110 mm diameter *	50 x 6.0 mm	
125 mm diameter*	60 x 9.0 mm	EI 60 C/C
140 mm diameter*	60 x 11.5 mm	
160 mm diameter*	60 x 15.0 mm	

*See below graph for interpolation pipe sizes



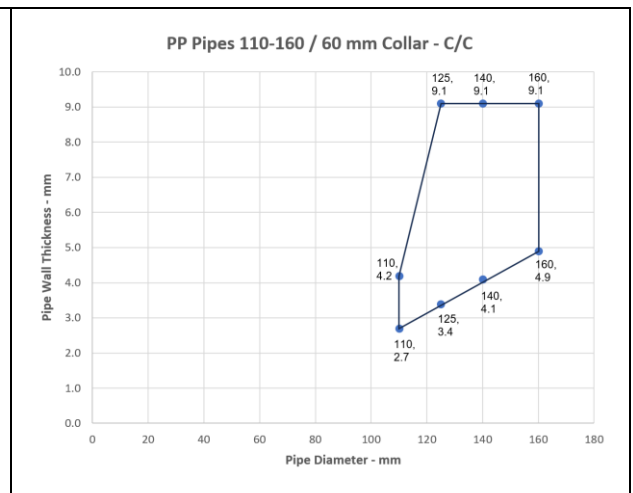
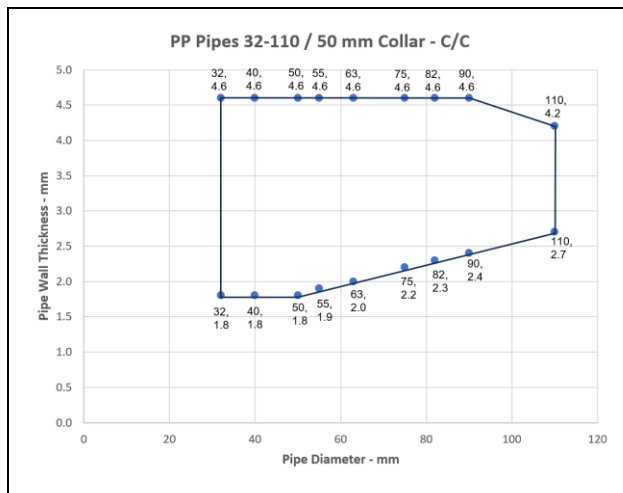
Services	Collar Inlay	Classification
PE pipe according to EN 1519-1, EN 12201-2 and EN 12666-1, ABS according to EN 1455-1 and pipes made from SAN+PVC according to EN 1565-1, maximum aperture 1200 mm wide x 600 mm high		
Diameter 32 mm, wall thickness 3.4-10.0 mm	30 x 3.0 mm	E 60 U/C, EI 45 U/C
Diameter 40 mm, wall thickness 3.4-10.0 mm	30 x 3.0 mm	
Diameter 50 mm, wall thickness 3.4-10.0 mm	30 x 3.0 mm	
Diameter 55 mm, wall thickness 3.4-10.0 mm	30 x 3.2 mm	
Diameter 63 mm, wall thickness 3.4-10.0 mm	30 x 3.6 mm	
Diameter 75 mm, wall thickness 3.4-10.0 mm	30 x 4.2 mm	
Diameter 82 mm, wall thickness 3.4-10.0 mm	30 x 4.6 mm	
Diameter 90 mm, wall thickness 3.4-10.0 mm	30 x 5.0 mm	
Diameter 110 mm, wall thickness 3.4-10.0 mm	30 x 6.0 mm	
32 mm diameter*	50 x 3.0 mm	E 120 U/C, 60 U/C
40 mm diameter*	50 x 3.0 mm	
50 mm diameter*	50 x 3.0 mm	
55 mm diameter*	50 x 3.2 mm	E 90 C/C, EI 60 C/C
63 mm diameter*	50 x 3.6 mm	
75 mm diameter*	50 x 4.2 mm	
82 mm diameter*	50 x 4.6 mm	
90 mm diameter*	50 x 5.0 mm	
110 mm diameter*	50 x 6.0 mm	
125 mm diameter*	60 x 9.0 mm	EI 60 C/C
140 mm diameter*	60 x 11.5 mm	
160 mm diameter*	60 x 15.0 mm	

*See below graph for interpolation pipe sizes



Services	Collar Inlay	Classification
PP pipe according to EN 1852-1: 2009, maximum aperture 1200 mm wide x 600 mm high		
32 mm diameter*	50 x 3.0 mm	EI 60 C/C
40 mm diameter*	50 x 3.0 mm	
50 mm diameter*	50 x 3.0 mm	
55 mm diameter*	50 x 3.2 mm	
63 mm diameter*	50 x 3.6 mm	
75 mm diameter*	50 x 4.2 mm	
82 mm diameter*	50 x 4.6 mm	
90 mm diameter*	50 x 5.0 mm	
110 mm diameter*	50 x 6.0 mm	
125 mm diameter*	60 x 9.0 mm	
140 mm diameter*	60 x 11.5 mm	
160 mm diameter*	60 x 15.0 mm	

*See below graph for interpolation pipe sizes

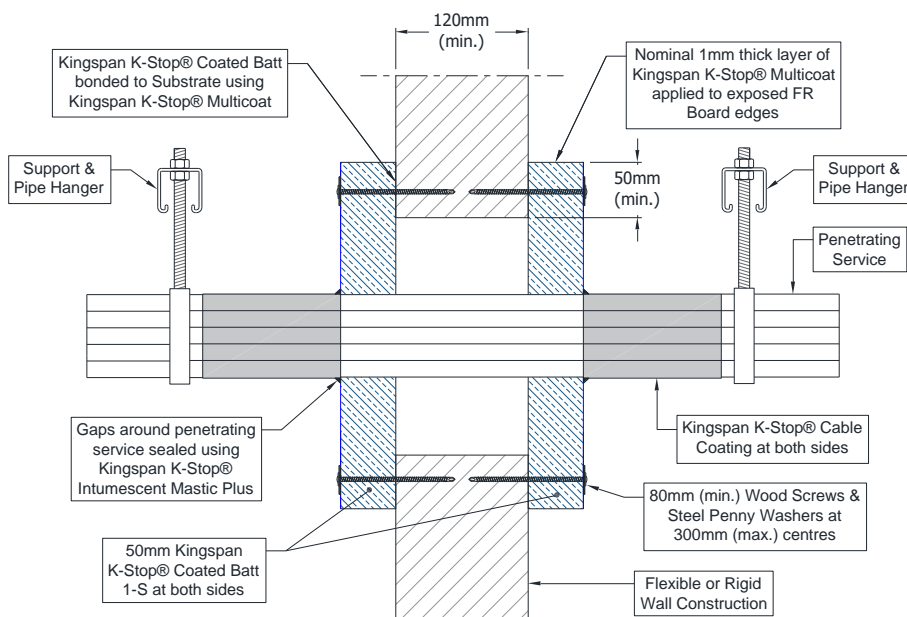
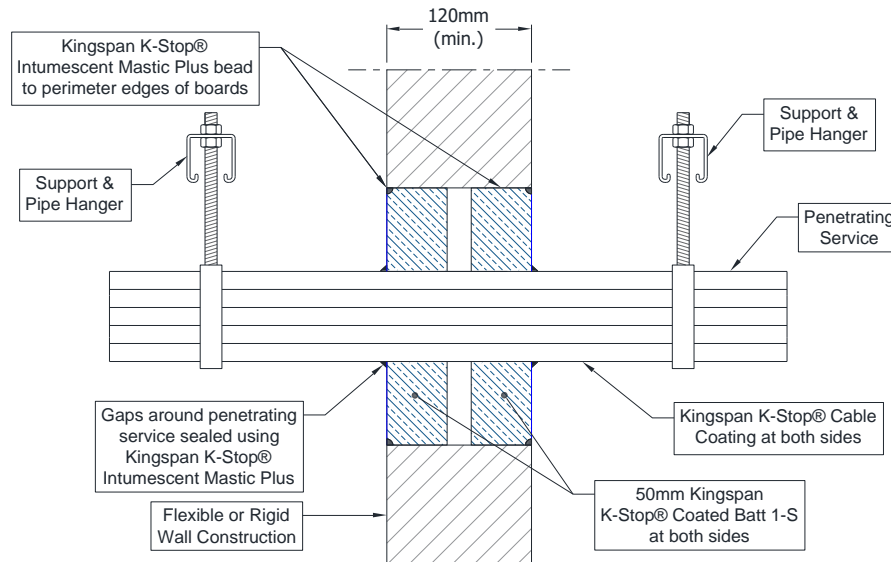


A.7 Flexible or rigid wall constructions according to 2. 2) with wall thickness of minimum 120 mm

A.7.1 Cable penetration seal with 2x Kingspan K-Stop® Coated Batt 1-S

Penetration Seal: Cables fitted at any position within the aperture, with 50 mm Kingspan K-Stop® Coated Batt 1-S to both sides of the wall.

Construction details:



A.7.1.1 Double side penetration seal with electrical services

Services	Maximum aperture	Classification
None (blank)	As section 2.4)	EI 120
Single electrical cables up to 21 mm Ø		EI 120
Cables up to 21mm Ø in tied bundles up to 100mm Ø		EI 120

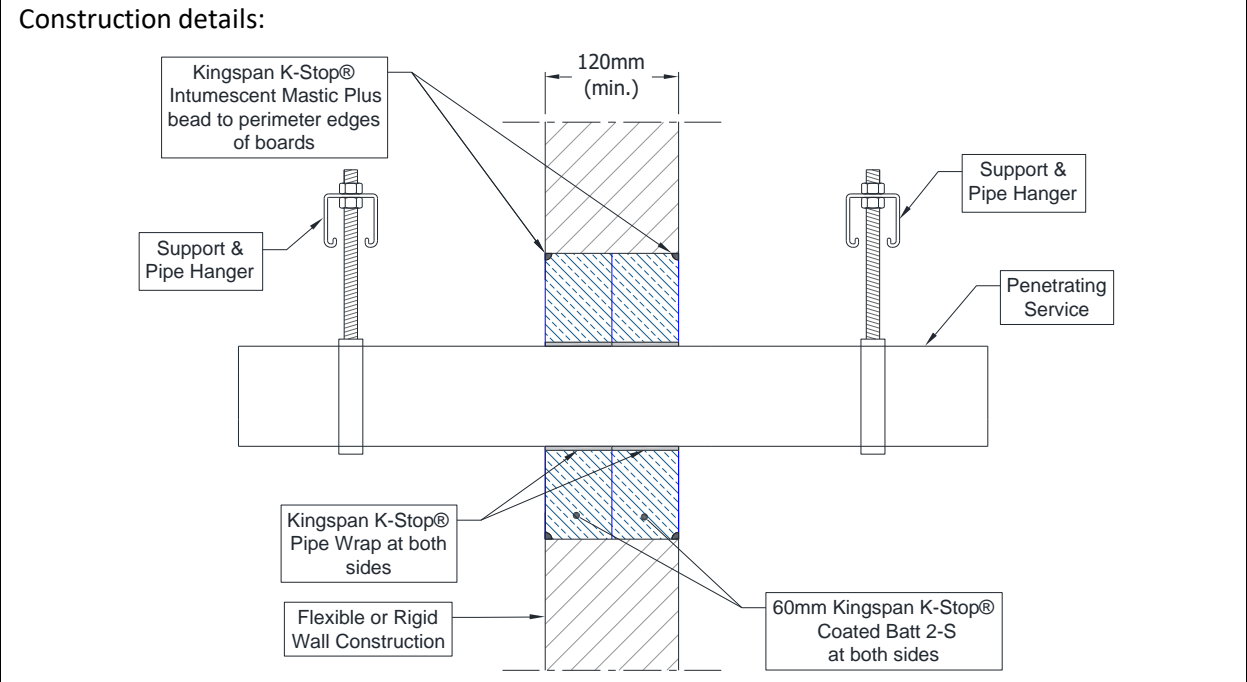
A.7.1.2 Double side penetration seal with electrical services, pattress fitted

Services	Maximum aperture	Classification
None (blank)	As section 2. 8)	EI 120
Electrical cables* up to 21 mm Ø (single, bundled and on trays)		EI 120
Electrical cables* up to 80 mm Ø (single, bundled and on trays)		EI 90
Plastic conduits* up to 32 mm Ø (single, bundled and on trays)		EI 120 U/U

*Kingspan K-Stop® Cable Coating brush applied at 1350 microns WFT to service penetrations for a distance of 300 mm from the pattress fire barrier, at both faces.

A.7.2 Plastic pipe penetration seal with 2x Kingspan K-Stop® Coated Batt 2-S

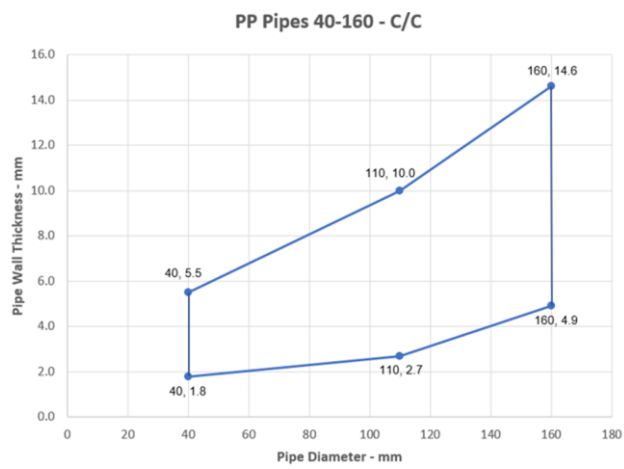
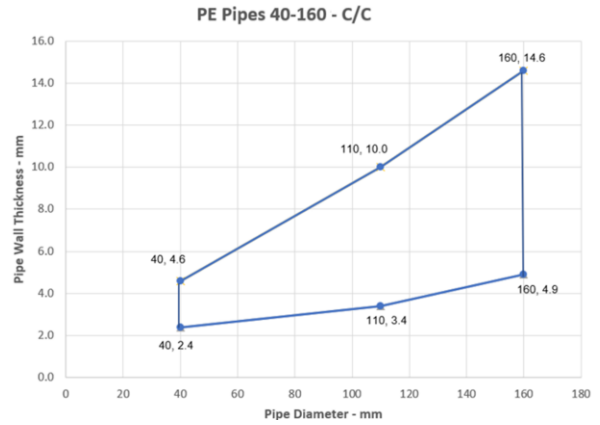
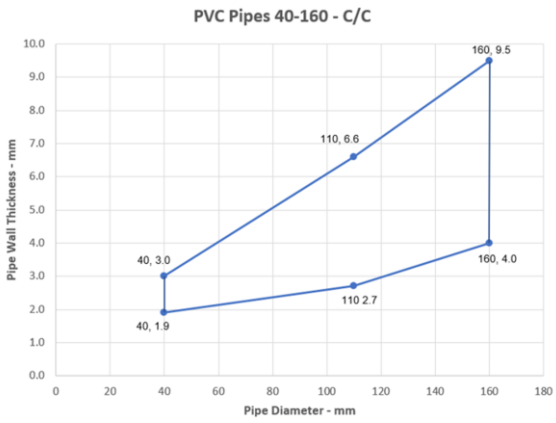
Penetration Seal: Pipes fitted at any position within the aperture, with 60 mm Kingspan K-Stop® Coated Batt 2-S to both sides of the wall. Minimum separation and maximum aperture according to 2.4) (Configuration 1 & 2).



A.7.2.1 Double side penetration seal with plastic pipes

Services	Wraps (both sides)	Permitted configuration for seal separation	Classification
PVC-U pipe according to EN 1329-1, EN 1452-2 and EN 1453-1 and PVC-C according to EN 1566-1			
Diameter up to 40 mm, wall thickness 1.9-3.0 mm	50 x 3.6 mm (2 x 1.8 layer)	1 & 2	EI 120 C/C
Diameter up to 110 mm, wall thickness 2.7-6.6 mm	50 x 3.6 mm (2 x 1.8 layer)		
Diameter up to 160 mm, wall thickness 4.0-9.5 mm	50 x 10.8 mm (6 x 1.8 layer)		
PE pipe according to EN 1519-1, EN 12201-2 and EN 12006-1, ABS according to EN 1455-1 and pipes made from SAN+PVC according to EN 1565-1			
Diameter up to 40 mm, wall thickness 2.4-4.6 mm	50 x 1.8 mm (1 x 1.8 layer)	1 & 2	EI 120 C/C
Diameter up to 110 mm, wall thickness 3.4-10.0 mm	50 x 3.6 mm (2 x 1.8 layer)		
Diameter up to 160 mm, wall thickness 4.9-14.6 mm	50 x 10.8 mm (6 x 1.8 layer)		
PP pipe according to EN 1852-1: 2009			
Diameter up to 40 mm, wall thickness 1.8-5.5 mm	50 x 1.8 mm (1 x 1.8 layer)	1 & 2	EI 120 C/C
Diameter up to 110 mm, wall thickness 2.7-10.0 mm	50 x 3.6 mm (2 x 1.8 layer)		
Diameter up to 160 mm, wall thickness 4.9-14.6 mm	50 x 10.8 mm (6 x 1.8 layer)		

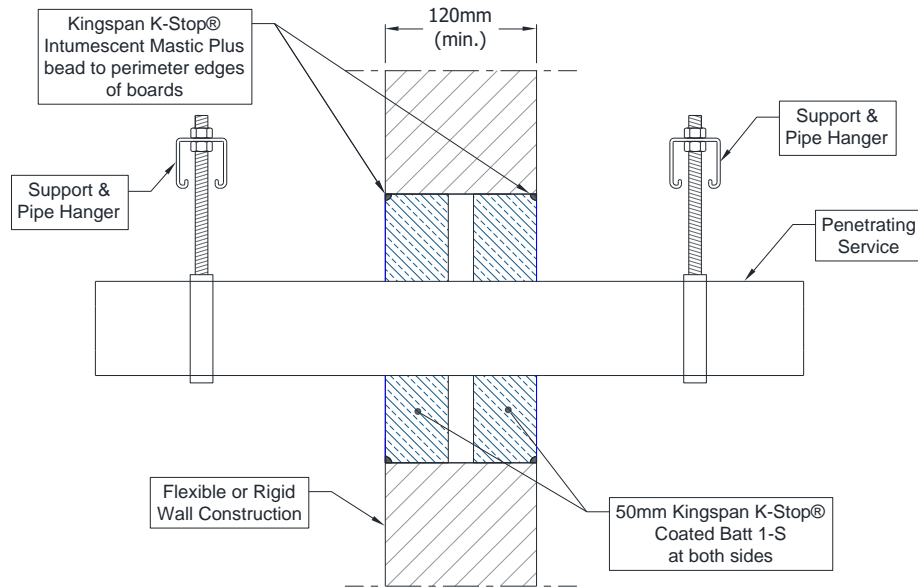
*See below graph for interpolation pipe sizes



A.7.3 Metallic pipe penetration seal with 2x Kingspan K-Stop® Coated Batt 1-S

Penetration Seal: Metallic pipes fitted at any position within the aperture, with 50 mm Kingspan K-Stop® Coated Batt 1-S to both sides of the wall. Minimum separation and maximum aperture according to 2.4) (Configuration 1 & 2).

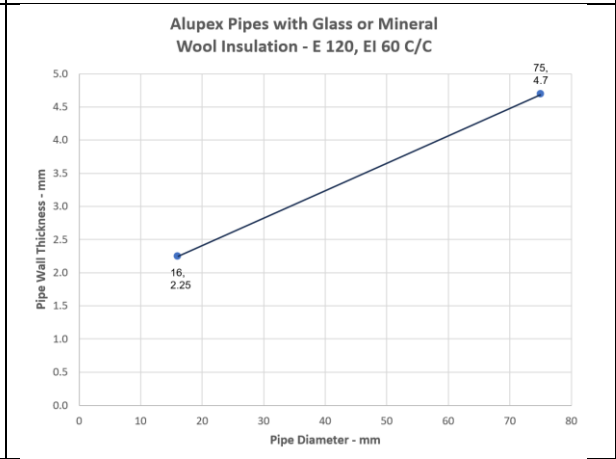
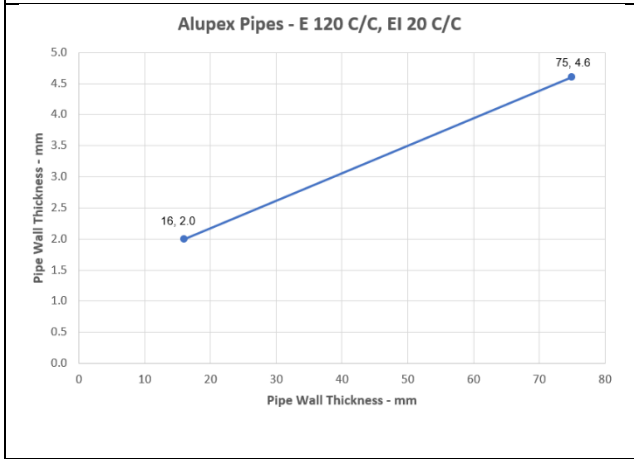
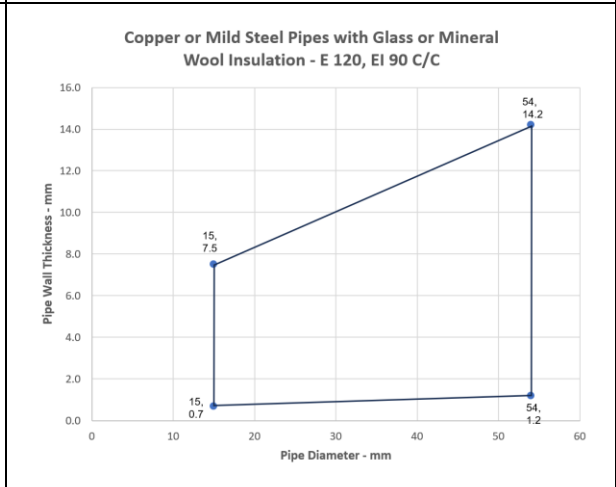
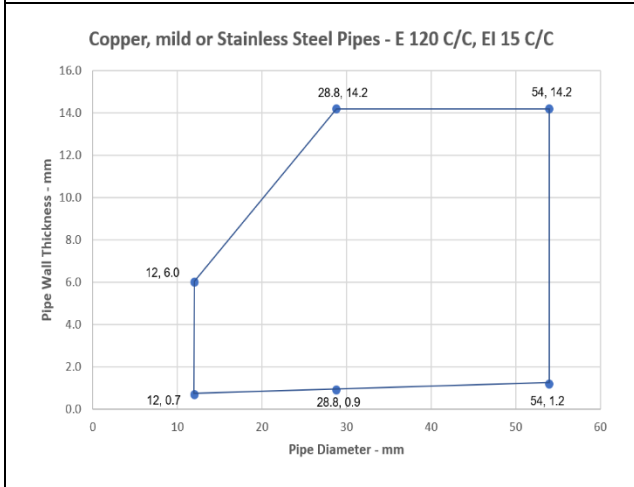
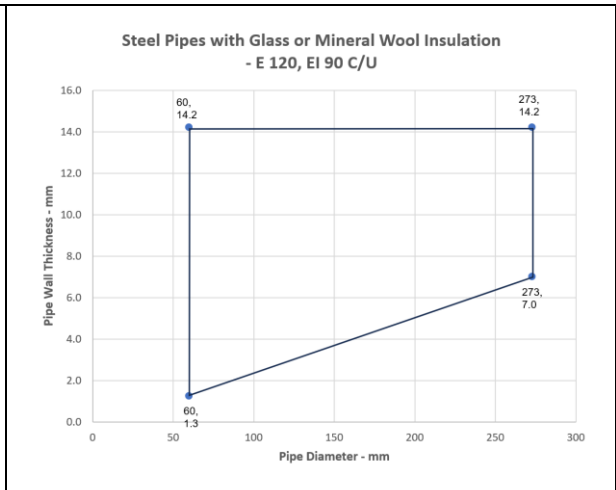
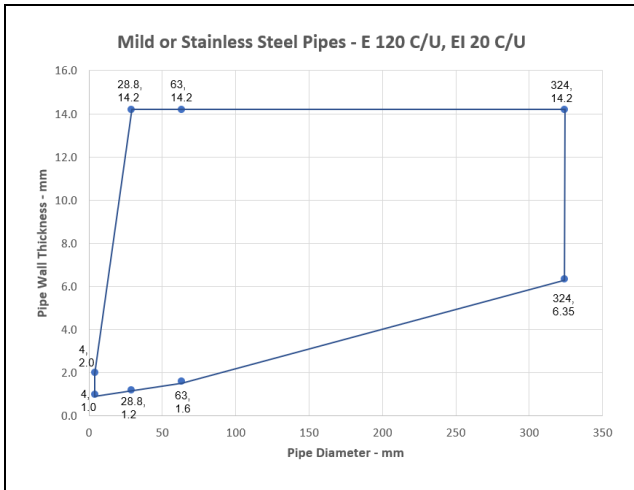
Construction details:



A.7.3.1 Double side penetration seal with metallic pipes

Services	Insulation LI or CI	Permitted configuration for seal separation	Classification
Mild or stainless steel pipe	None	1 & 2	E 120 C/U, EI 30 C/U
Maximum 63 mm diameter *			
63-324 mm diameter*			E 120 C/U, EI 20 C/U
Maximum 273 mm diameter *	Min. 600 mm length, min. 30 mm thick glass or stone wool insulation 75 kg/m ³	1 & 2	E 120 C/U, EI 90 C/U
Copper, mild or stainless steel pipe			
12 mm diameter /0.7-6.0 mm wall thickness	None	1 & 2	E 120 C/C, EI 30 C/C
12-54 mm diameter *			E 120 C/C, EI 15 C/C
Maximum 54 mm diameter *	Min. 600 mm length, min. 30 mm thick glass or stone wool insulation 75 kg/m ³	1 & 2	E 120 C/C, EI 90 C/C
Alupex pipe			
Maximum 75 mm diameter*	None	1 & 2	E 120 C/C, EI 20 C/C
Maximum 75 mm diameter*	Min. 600 mm length, min. 30 mm thick glass or stone wool insulation 75 kg/m ³	1 & 2	E 120 C/C, EI 60 C/C

*See below graph for interpolation pipe sizes

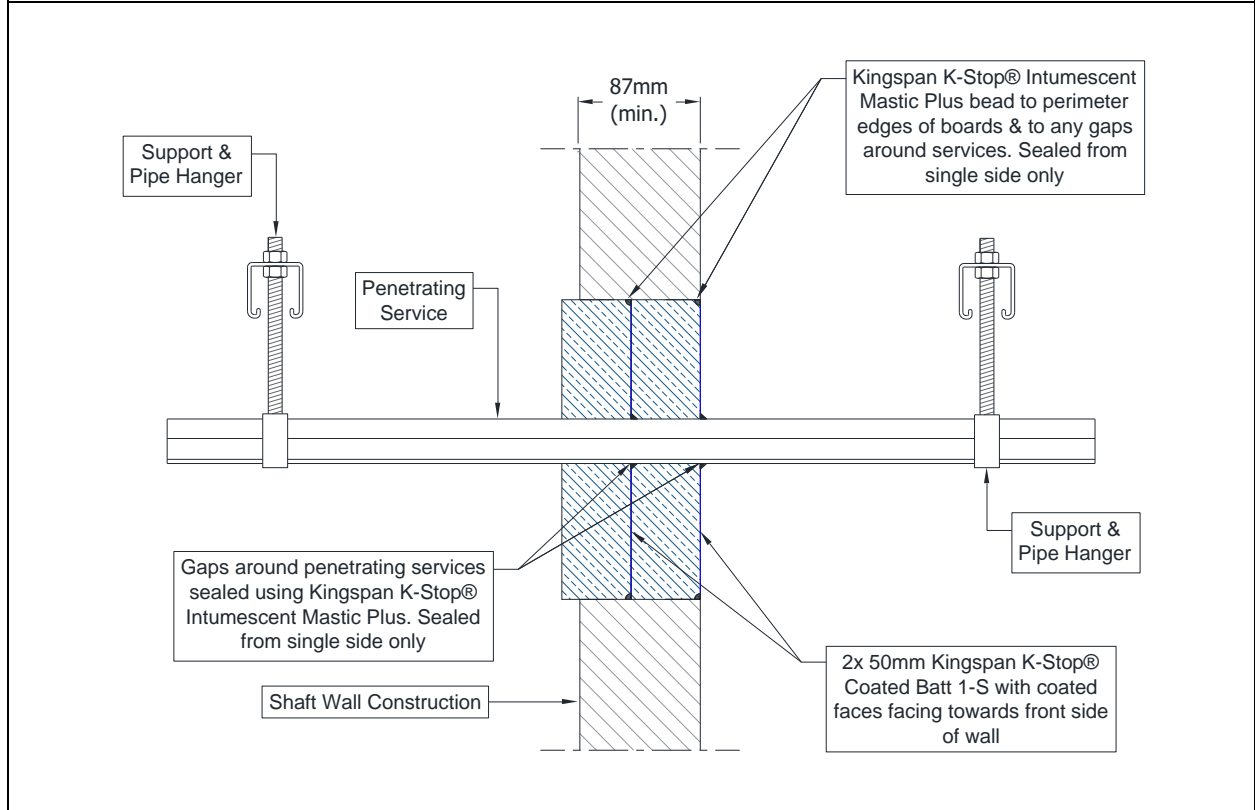


A.8 One sided flexible wall construction (shaft wall) with wall thickness of minimum 87 mm.

The supporting construction must be classified in accordance with EN 13501-2 for the required fire resistance period. The aperture must be lined with steel channels.

A.8.1 Cable penetration seal with 2x Kingspan K-Stop® Coated Batt 1-S

Penetration Seal: Cables fitted at any position within the aperture, with 2x 50 mm Kingspan K-Stop® Coated Batt 1-S flush with front side of the wall. Maximum aperture 1500 mm high by 1000 mm wide. Minimum separation according to 2.4).



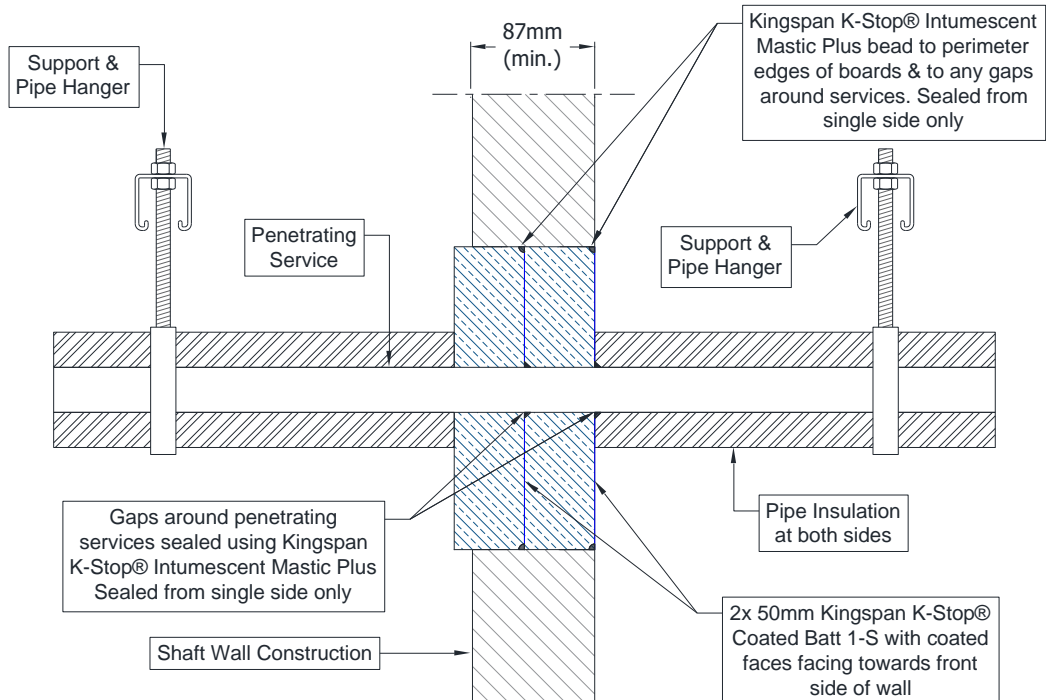
A.8.1.1 Single sided penetration seal with electrical services

Services	Classification
None (blank)	EI 60
Single electrical cables up to 21 mm Ø	EI 45
Electrical cables up to 21 mm Ø (single, bundled and on trays)	EI 45
Plastic conduits up to 25 mm Ø /1.8 mm wall thickness	E 60, EI 45

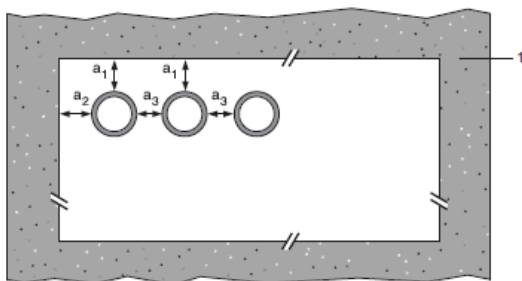
A.8.2 Pipe penetration seal with 2x Kingspan K-Stop® Coated Batt 1-S

Penetration Seal: LI (Local Interrupted) or CI (Continuous Interrupted) insulated or non-insulated pipes fitted at any position within the aperture, with 2x 50 mm Kingspan K-Stop® Coated Batt 1-S flush with front side of the wall. Maximum aperture 1500 mm high by 1000 mm wide. Minimum separation according to 2.4) (Configuration 1 & 2).

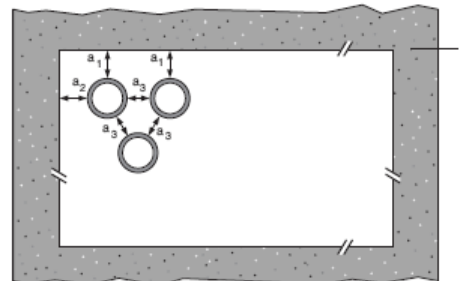
Construction details:



Configuration 1:



Configuration 2:



Key

1 Supporting construction

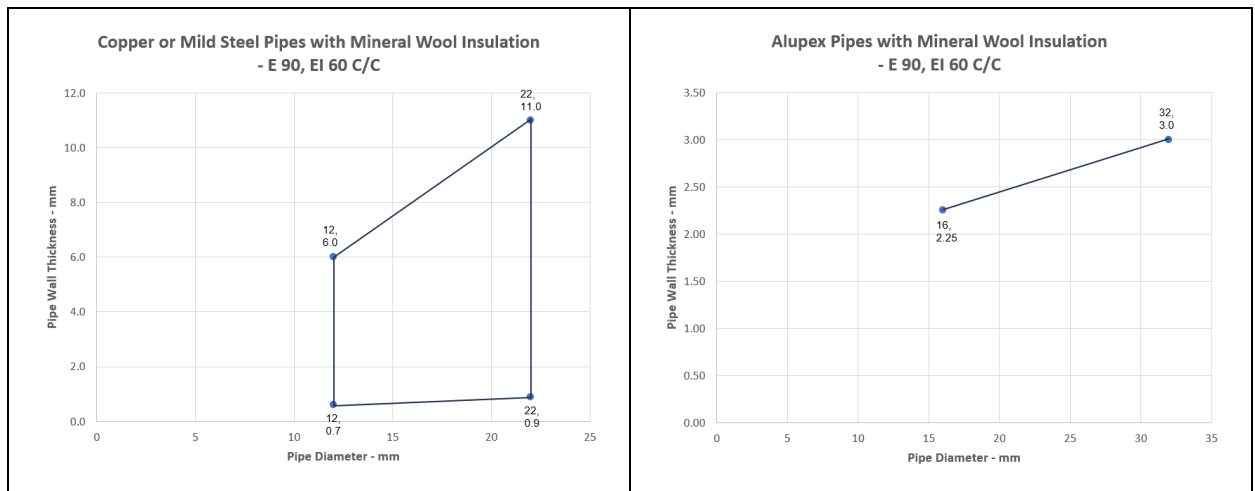
a1 Pipe / top edge of seal separation

a2 Pipe / side edge of seal separation

a3 Pipe / pipe separation

A.8.2.1 Single sided penetration seal with pipes

Services	Insulation, minimum thickness, density and length	Classification
Up to 25 mm diameter PVC pipe /1.2-1.9 mm wall	None required	EI 90 U/C
Up to 22 mm diameter Copper or Steel pipe /0.6-11.0 mm wall*	20 mm Stone wool insulation 80 kg/m ³ , 300 mm on both sides	E 90 C/C, EI 60 C/C
16 mm diameter Alupex pipe /2.25 mm wall		E 90 C/C, EI 60 C/C
Up to 32 mm diameter Alupex pipe /2.25-3.0 mm wall*	25 mm Stone wool insulation 80 kg/m ³ , 300 mm on both sides	E 90 C/C, EI 60 C/C

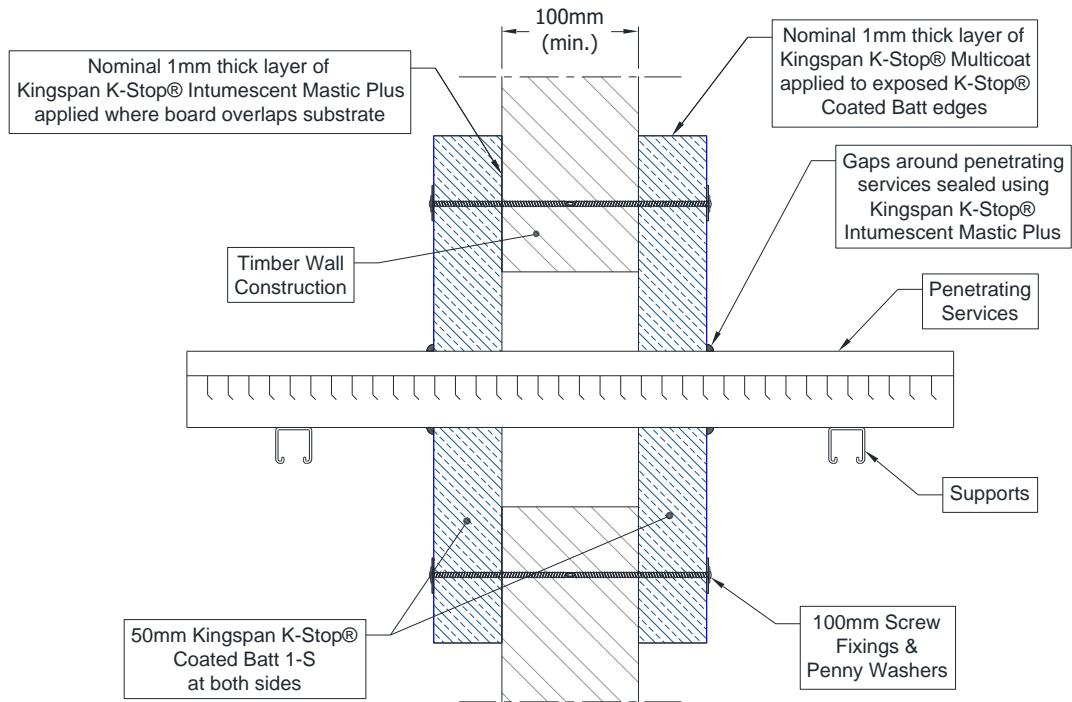


A.9 Timber wall constructions according to 2. 2) with wall thickness of minimum 100 mm

A.9.1 Kingspan K-Stop® Coated Batt 50 mm 1-S penetration seal (pattress) with cables

Penetration Seal: Cables fitted at any position within the aperture, with 50 mm Kingspan K-Stop® Coated Batt 1-S to both sides of the wall. Boards to be pattress fixed with 100 mm wood screws and penny washers at 300 mm centres and with a minimum 100 mm overlap around the opening.

Construction details:



A.9.1.1 Two side penetration seal with cables

Services	Maximum aperture	Classification
Electrical cables up to 21 mm \varnothing (single, bundled and on trays)	1200 mm x 600 mm	E 120, EI 90
Electrical cables up to 50 mm \varnothing (single, bundled and on trays)		

ANNEX B – Air Permeability – Kingspan K-Stop® Coated Batt

Product tested	1200mm high x 600mm wide Kingspan K-Stop® Coated Batt 50mm 2-S		
Summary of testing procedure		Result	
	Pressure (Pa)	Leakage (m ³ /h)	Leakage (m ³ /m ² /h)
Results under negative chamber pressure	25	0.00	0.00
	50	0.01	0.01
	100	0.02	0.03
	200	0.04	0.06
	300	0.11	0.15
	450	0.49	0.68
	600	0.95	1.32
Results under positive chamber pressure	25	0.00	0.00
	50	0.01	0.01
	100	0.03	0.04
	200	0.08	0.11
	300	0.2	0.28
	450	0.63	0.88
	600	1.01	1.40

